





**JNILOCK**<sup>®</sup>  
DESIGNED TO CONNECT.

**2018**  
PAVERS AND WALLS











## Something for **EVERYONE**

Whether you're dreaming of an intimate patio, a practical driveway or a luxurious outdoor living space, Unilock® has a variety of paver and wall options to choose from.

**Let us help you bring your dream project to life!**







Artline™ with Town Hall™ accent and Lineo™ Dimensional Stone with Ledgestone™ coping and pillar cap



# DREAM

---

## IMAGINE THE POSSIBILITIES

---

The following pages contain just a few of the infinite number of Unilock project possibilities. Visit our online project photo gallery at [Unilock.com](http://Unilock.com) for hundreds more.

**DRIVEWAYS**

**ENTRANCES & WALKWAYS**

**OUTDOOR LIVING**

**POOL DECKS**





**TOP**


**PAVER:** Richcliff® (Dawn Mist) with Brussels Block® (Sandstone) accent  
**FIREPLACE:** Moda Fireplace - Lineo® Dimensional Stone (Granite Blend) with Series™ (Onyx Black) accent and Ledgestone™ (Grey) coping  
**SEAT WALL:** Rivercrest® Wall (Coastal Slate) with Ledgestone™ (Grey) coping

**BOTTOM**

**PAVER:** Umbriano® (Midnight Sky) with Series™ (Onyx Black) accent  
**SEAT WALL AND FIREPIT:** Rivercrest® Wall (Coastal Slate) with Series (Onyx Black) accent and Ledgestone (Grey) and Brussels Fullnose™ (Limestone) coping

**OPPOSITE**

**LOWER PAVER:** Richcliff (Dawn Mist) with Courtstone® (Basalt) accent  
**GRILL ISLAND, WALL AND WATER FEATURE:** Brussels Dimensional Stone® (Limestone) with Natural Stone (Black River) coping
















**OPPOSITE**

Town Hall® (3 Color Blend and Heritage Red)

**LEFT**

Natural Stone (Indian Coast)

**RIGHT**

Brussels Block® (Sandstone)  
with Copthorne® (Basalt) accent





**TOP**

**PAVER:** Umbriano® (Winter Marvel) with Umbriano (Midnight Sky) accent and Natural Stone (Black River) coping

**GRILL ISLAND:** Rivercrest™ Wall (Coastal Slate)

**BOTTOM**

Natural Stone (Stone Cliff Grey) with Natural Stone (Black River) coping

**OPPOSITE**

**PAVER:** Artline™ (Steel Mountain)

**STEPS AND PILLARS:** Brussels Dimensional Stone® (Limestone) with Natural Stone (Black River) treads and Ledgestone™ (Grey) pillar cap















**OPPOSITE**

**PAVER:** Umbriano® (French Grey) with Town Hall® (Basalt) accent

**SEAT WALL AND FIRE FEATURE:** U-Cara™ (Granite Fusion) Pitched Face with U-Cara (Opal) Smooth Face accent and Universal (Grey) coping

**PLANTERS AND STEPS:** U-Cara™ (Granite Fusion) Pitched Face with U-Cara (Opal) Smooth Face accent and Universal (Grey) coping

**PILLARS:** U-Cara (Opal) Smooth Face with U-Cara (Granite Fusion) Pitched Face accent and Ledgestone™ (Grey) pillar caps

**TOP**

**PAVER:** Umbriano (Winter Marvel) with Umbriano (Midnight Sky) accent

**WALL:** Lineo® Dimensional Stone (Granite Blend) with Ledgestone (Grey) coping and pillar caps

**BOTTOM**

**PAVER:** Thornbury™ (Alpine Grey)

**FIRE FEATURE:** Rivercrest® Wall (Coastal Slate) with Natural Stone (Black River) coping









**OPPOSITE**

Tribeca Cobble™ (Cobalt Grey) with Courtstone® (Pebble Taupe) accent

**TOP**

PAVER: Beacon Hill™ Flagstone (Bavarian Blend) with Umbriano® (Midnight Sky) accent

WALL, PILLARS, GRILL ISLAND AND FIREPLACE: Rivercrest® Wall (Coastal Slate) with Umbriano (Midnight Sky) accent and Ledgestone™ (Grey) coping and pillar caps.

**BOTTOM**

PAVER: Umbriano (Summer Wheat) with Series™ (Onyx Black) accent and Artline™ (Bavarian Blend) circle inset with Series (Onyx Black) accent

SEAT WALL, PILLARS AND FIREPIT: Brussels Dimensional Stone® (Sierra) with Series (Onyx Black) accent and Ledgestone (Buff) coping and pillar caps









**OPPOSITE**

**PAVER:** Beacon Hill™ Flagstone (Bavarian) with Copthorne® (Basalt) accent

**WALL AND GRILL ISLAND:** Estate Wall® (Sierra) with Copthorne (Basalt) accent

**TOP**

**PAVER:** Beacon Hill™ Flagstone (Bavarian) with Copthorne® (Basalt) accent

**PILLARS:** Brussels Dimensional Stone® (Sierra) with Ledgestone™ (Grey) coping

**BOTTOM**

Umbriano® (Summer Wheat) and Courtstone® (Basalt) accent








**TOP**  
 Artline (Umbriano® Finish - Midnight Sky and Winter Marvel - Special Order) with Series™ (Onyx Black) accent

**BOTTOM**  
 PAVER: Artline™ (Steel Mountain) and Artline (Granite Blend - Il Campo® finish) with Series (Onyx Black) accent

**WALL:** Lineo® Dimensional Stone (Granite Blend) with Series (Onyx Black) accent and Ledgestone™ (Grey) coping

**OPPOSITE**  
 PAVER: Natural Stone (Stone Cliff Grey)  
 GRILL ISLAND AND FIREPIT: Rivercrest® Wall (Buff) and Rivercrest Firepit Kit (Buff)

















**OPPOSITE**

**PAVER:** Umbriano® (Summer Wheat) with Town Hall® (Burgundy Red) accent and walkway with LedgeStone™ (Buff) treads

**WALL, GRILL ISLAND, PILLARS AND**

**FIREPLACE:** Brussels Dimensional Stone® (Sierra) with Town Hall (Burgundy Red) accent and LedgeStone (Buff) coping and pillar caps

**TOP**

Umbriano (Summer Wheat)


**BOTTOM**

Town Hall (3 Color Blend)









**OPPOSITE**  
 Tribeca Cobble™ (Cobalt Grey) with  
 Tribeca Cobble (Peppered Granite) accent  
 and Cophthorne® (3 Color Blend) insert

**TOP**  
 Beacon Hill™ Smooth (Opal)

**BOTTOM**  
**PAVER:** Richcliff® (Dawn Mist and  
 Pebble Taupe) with Courtstone®  
 (Basalt) accent  
**WALL:** Lineo® Dimensional Stone  
 (Granite Blend) with Natural Stone  
 (Stone Cliff Grey) coping





AWARDS  
OF EXCELLENCE  
BEST IN SHOW

# UNILOCK BEST IN SHOW

At Unilock®, we believe the beauty of our products can only be fully realized through the outstanding design and installation skills of professional contractors. Because of this, we recognize and celebrate the best in design and installation with our annual Unilock Awards of Excellence competition. In place since 1994, the AOE is held at each Unilock location and showcases the best projects amongst hundreds of entries across various categories. For the past two years we have awarded a Best in Show prize to the most outstanding overall project, selected from all our regional winners across the U.S. and Canada.

**This year's Best in Show winner is Extreme Exteriors Landscape and Construction from Big Bend, Wisconsin.**

They designed and installed this incredible Bristol Valley® pool surround, outdoor kitchen and entertainment space featuring Bristol Valley and Copthorne® pavers and Olde Quarry® wall.







## BEST IN SHOW

### PAVER:

Bristol Valley® (Steel Mountain) with Cophthorne® (Basalt) and Olde Quarry® (Sandstone) accents and paver rugs

### POOL PAVER:

Bristol Valley (Steel Mountain) with Cophthorne (Basalt) and Brussels Block (Sandstone) accents and Brussels Fullnose™ (Sierra) coping


### GRILL ISLAND, PIZZA OVEN, FIREPIT, SEAT WALL, FIRE FEATURE, PILLAR AND WATER FEATURES:

Olde Quarry™ (Sierra) with Cophthorne (Basalt) accent and Brussels Fullnose (Sandstone) coping and LedgeStone™ (Buff) pillar caps

### RETAINING WALL AND STEPS:

Olde Quarry (Sierra) with LedgeStone (Buff) coping and Brussels Fullnose (Sandstone) treads

 SEE VIDEO FOOTAGE AT [UNILOCK.COM](https://www.unilock.com)







Many products will look great when they're first installed, but in time, the difference in quality shows. **All products are NOT created equal!**



# LEARN

## LOOK BEYOND THE SURFACE

There's more to a successful project than simply what you see on the finished surface. The construction of the base, the technology that goes into the products you choose and the steps you take to care for your new outdoor space, all influence whether or not a project will continue to look great for years to come.

**UNILOCK® QUALITY AND TECHNOLOGIES**

**CONSTRUCTION 101**

**PERMEABLE PAVERS AND PROJECT CARE**

**WORLD CLASS COMMERCIAL PROJECTS**



# UNILOCK QUALITY -- GUARANTEED

---


Unilock is the **only company** in North America with memberships in Eurobeton and Stein + Design, two **prestigious European** concrete product innovation groups, which give us exclusive access to leading edge product designs and manufacturing processes.

### CONCRETE AT ITS BEST

Transformed under the supervision of our Unilock® experts, natural and mineral elements are combined with concrete and synthetic iron oxide pigments to create **remarkably durable** paving stones and walls. *There are three collections of Unilock pavers to choose from.*

### GOOD CLASSIC

This is how the first pavers were manufactured. The product mix of large and small aggregates is consistent, from top to bottom, with color mixed throughout. The Unilock **Classic** pavers we manufacture exceed all ASTM standards for quality and strength.



### BETTER ENDURACOLOR™

EnduraColor products are manufactured in a two-step process which combines a base of coarser aggregates for a stronger foundation, with concentrated color and wear-resistant finer aggregates on top. EnduraColor products are highly resistant to fading because the top layer prevents large, lighter color aggregates from showing through.



**ONLY UNILOCK OFFERS ENDURACOLOR PLUS ARCHITECTURAL FINISHES.** These products set a new standard for everlasting beauty thanks to proprietary blends of some of nature's highest performing minerals such as granite and quartz, combined with manufacturing technologies that are exclusive to Unilock.



Upgrading to **EnduraColor** or **EnduraColor Plus** could have less impact on the overall project price than you may think.

The cost of pavers is only a small portion of the overall project budget.




# EXCLUSIVE UNILOCK® TECHNOLOGIES

## REALA™

Ultra-realistic textures cast from Natural Stone, brick and historic cobblestones.

Look for **REALA TECHNOLOGY**  
in the following Unilock products:

COPTHORNE®, COURTSTONE®, RICHCLIFF®  
RIVERCREST® WALL AND TOWN HALL®




## ULTIMA™

This proprietary manufacturing process creates pavers with up to four times the strength of poured concrete.

Look for **ULTIMA CONCRETE TECHNOLOGY**  
in the following Unilock products:

COPTHORNE®, COURTSTONE®,  
RICHCLIFF® AND TOWN HALL®

*Deteriorating  
brick pavers  
exposed to  
deicing salt*



*Unilock  
Town Hall  
pavers are  
built to last*



# COLORFUSION™

A proprietary technology that disperses color randomly for a natural granite-like appearance.

Look for **COLORFUSION TECHNOLOGY**  
in the following Unilock product:

UMBRIANO\*




# EASYCLEAN™

Factory sealed to provide integral surface protection from stains.

Look for **EASYCLEAN STAIN RESISTANCE**  
in the following Unilock products:

ARTLINE™ SMOOTH, ARTLINE ANTIQUE, BRISTOL VALLEY\*,  
ARCANA, SENZO™ AND UMBRIANO



*There are two Clean Factors (CF®) to choose from:*

CLEAN FACTORS (CF)	CF 90	CF 100
Pavers are pre-sealed at the factory	*	*
Enhanced resistance to weathering	*	*
Reduced dirt absorption	*	**
Stains from leaves, coffee, ketchup, mustard, wine and BBQ oils are easier to remove	*	**



# CONSTRUCTION 101

---

The long-term performance of your project is determined by the **quality of the work** that's done to prepare the base **below** your pavers and walls.



## 1 | EXCAVATION

The first step in any project is excavation of grass and topsoil.

**The depth will depend on two factors:**

- | **Soil Type** - Clay soil requires deeper excavation; sandy soil requires less.
- | **Use** - Heavy loads like driveways and retaining walls require deeper excavation; lighter loads like patios and walkways require less.

## 2 | GRAVEL BASE

The excavated area will be filled with a **base gravel**.

**This gravel base needs to be:**

- | **Strong enough** to handle the load of whatever is placed on the surface.
- | **Free draining** so that water drains out of the base into the subsoil. Retaining walls may require a perforated drain pipe in the gravel base to direct water away from the base of the wall.
- | **Extended** at least six inches beyond the edges of the finished paver surface.
- | **Compacted** in several layers, using the proper equipment.

## 3 | BEDDING MATERIAL

For pavers, the right bedding material installed at the right depth is vital to provide a smooth surface on which to lay pavers and allow water to drain away from the surface. For walls, a concrete pad may be installed below grade.


## 4 | RESTRAINT SYSTEM

For pavers, an edge restraint will be secured with long metal spikes to prevent perimeter pavers from drifting out. For walls, glue may be used to secure rows of blocks and for larger retaining walls geogrid may be used every few layers to secure the wall into the soil that is being retained.



## 5 | JOINT MATERIAL

Joint material plays an important role between pavers, in keeping weeds and other debris out. Your contractor can help you decide which joint material is right for your project.



BLACK SAND

TAN SAND

GREY SAND

*Visit [Unilock.com](http://Unilock.com) for joint material recommendations by product.*

**There are three types of joint material to choose from:**

**Basic Jointing Sand** – Years ago, this was the only joint material available. As it wore away, issues with weeds could arise. If you choose a basic sand, we recommend that you use a joint stabilizing sealer and be prepared to replenish the sand when needed.

**Polymeric Sand** – This special sand stays in place longer because it is combined with a binding agent. However, it's not right for every project and needs to be installed with care to prevent hazing.

**Unilock® EasyPro™** – The ultimate joint compound for paving stones. It's a no-haze, epoxy resin product that is puncture resistant and eco-friendly. It's perfect for wide joints but not recommended for all applications.



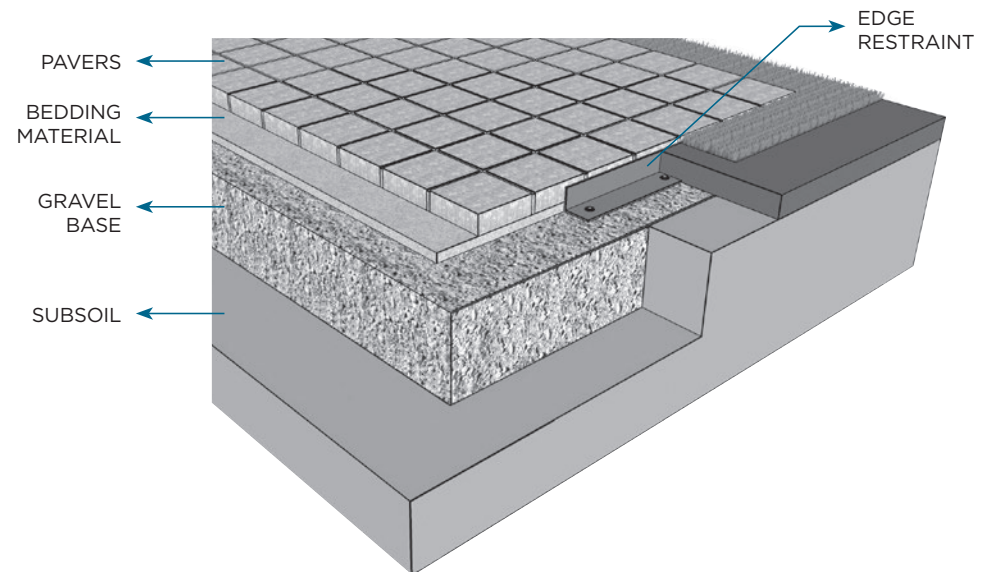
## 6 | SEALING

Unilock pavers will be durable with, or without, a sealer. Some homeowners choose to apply a sealer to their project surface to enhance the color of the pavers, while others choose to appreciate the color of the pavers as they are. Some Unilock pavers are sold pre-sealed. If you choose to seal, you should plan to re-seal every 3-5 years.

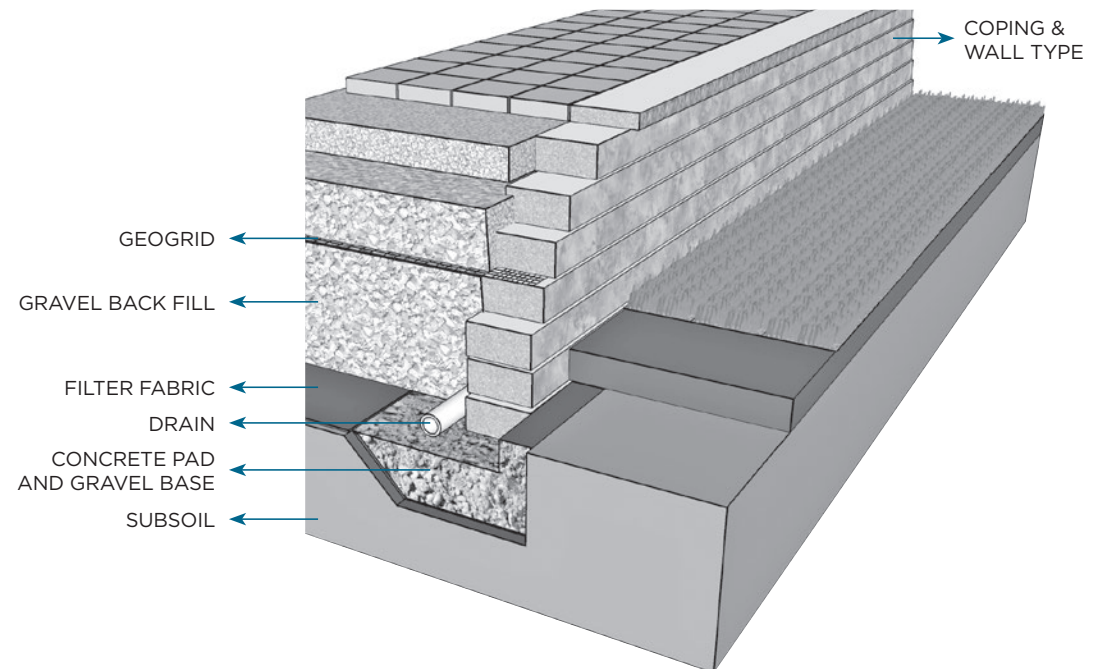


**REMEMBER** A quality project relies on a quality foundation.  
We recommend hiring a professional contractor.

## PAVER CONSTRUCTION



## WALL CONSTRUCTION







## PERMEABLE PROJECTS A GREENER CHOICE!

More and more homeowners are installing **permeable** paver projects to help direct rainfall away from storm sewer systems and back into the **natural ecosystem.**

We take pride in offering the widest selection of permeable pavers in North America. From traditional finishes such as Town Hall®, the only rustic style permeable paver in North America, to the contemporary styling of Eco-line®, there is a permeable Unilock product to suit any project.

### Look for these Unilock Permeable Products:

Town Hall®  
Thornbury™  
Tribeca Cobble™  
Eco-Optiloc™  
Eco-Priora™



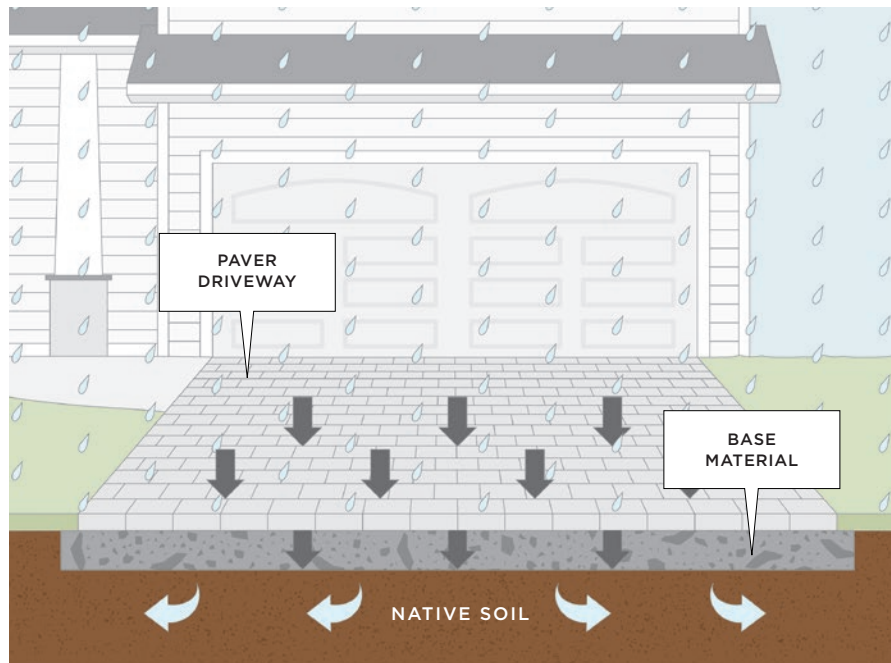
The pavers used in a permeable installation look very similar to traditional pavers, but are made with extra space between them so rainwater can flow back into the earth below, instead of running off the surface into storm sewers.

Special materials are used in the permeable base and joints to encourage water to flow through. Unilock® permeable paver choices can be found on pages 61, 67, 89 and 98.





Some homeowners install rainwater collection systems underneath their paver projects to supply water to in-ground sprinkler systems!



**INTERESTING FACT** A permeable paver will accumulate less ice because water will drain from the paver surface before it has time to freeze.

## PROJECT MAINTENANCE

### WEEDS CAN BE PREVENTED

**When a proper base is installed, there is no soil directly beneath your pavers from which weeds can grow.** However, if the joints are not kept full with jointing material, it is possible for dirt and weed seeds to blow in from the surrounding area and germinate in the joints.

**In the past** - a basic sand was the only jointing material available. Unless this sand was replenished regularly, rain would erode the sand, leaving joints vulnerable to weeds.

**Today** - new varieties of sand stabilizer compounds and polymeric jointing material are available which **relieve homeowners from this maintenance burden.** See page 31 for more information on jointing material choices.

### A SOLID FOUNDATION PREVENTS SETTLING

When the base of your project is properly constructed, water will not accumulate underneath and settling will not occur. See page 30 for more information on proper construction.

**Need help finding a qualified contractor?** Call us at **1-800-UNILOCK** or register online at **Unilock.com** and we'll match you with a Unilock® Authorized Contractor in your area.

### TO SEAL OR NOT TO SEAL

Some homeowners choose to apply a sealer to their project surface when it's finished, to enhance the color of their pavers. Others choose to appreciate the color of the pavers as they are. Unilock pavers will be durable with or without a sealer. If you choose to seal your project after its installed, you should plan to re-seal every three to five years.



# THE CHOICE OF DESIGN PROFESSIONALS


The same Unilock® products available to homeowners are relied on by architects, landscape architects and engineers, to create world class commercial spaces across North America.



*Navy Pier, Chicago, IL. Designer: James Corner Field Operations*



*Franklin D. Roosevelt State Park, Yorktown Heights, NY. Designer: Saratoga Associates*



*New York State Parks, Terrapin Point and Cave of the Winds, Niagara Falls, NY. Designer: LA Group*





*James Street Go Station, Hamilton, ON. Designer: IBI Group, L.A.*



*College Campus, Amherst, MA. Designer: Michael Van Valkenburgh Associates*



*University of Wisconsin, Madison, WI. Designer: REED Hilderbrand LLC*

## THE CHOICE OF THE BEST CONTRACTORS & CRAFTSMEN

Like a good artist needs the right paint, the best contractors use the Unilock palette of exclusive colors, textures and styles to showcase their creativity and workmanship. These artisans trust Unilock to continue to provide them with the tools they need for cutting edge design and installation standards that set them apart.

LEARN







# PLAN

---

## TURNING YOUR DREAM INTO REALITY

---

If you've never undertaken an outdoor landscaping project before, it can feel overwhelming. We're here to help. The pages in this section are designed to help you plan for a successful project:

**CHOOSING A CONTRACTOR**

**PROJECT MANAGEMENT TIPS**

**DESIGN CONSIDERATIONS**

**OUTDOOR IDEA CENTER**



# CHOOSING A CONTRACTOR

---

Choosing the right contractor for your project is the most **important decision** of all because even the best materials can be spoiled by poor installation and workmanship.

## WORKMANSHIP

- Ask to see projects the contractor completed more than two years ago so you can see **how the work holds up** over time.
- Are the pavers laid in a way that minimizes awkward cuts? Are the curves of the project cut in a way that minimizes large gaps?
- Has edge restraint been used and is it still in place?
- How long does the contractor **guarantee** the work? How many warranty claims has the company had in the past two years?

## SUB-CONTRACTING

Some contractors will hire other companies to perform parts of the work, like lighting and irrigation. Be sure to ask the contractor about these sub-contractors and how they will be managed.

## RELEVANT EXPERIENCE

- How long has the contractor been installing pavers and walls?
- Has the contractor installed projects in the past with the features you're considering (e.g. a raised patio, retaining wall or water feature)?

## BASE PREPARATION

- What are the contractor's base preparation methods? What materials are used and why?
- Is there a standard procedure for base preparation or will the contractor assess **your site's unique needs**?



### HAVING TROUBLE FINDING A CONTRACTOR?

Contact us at **1-800-UNILOCK** or register online at **Unilock.com** to take advantage of our Unilock® Authorized Contractor referral program. We'll match you with a local contractor who is guaranteed to do the job right.



## TIMING

- Ask the contractor how far in advance they are booking projects and **how long your project might take**.
- What is the contractor's payment terms?
- Is an upfront deposit required to **secure the timing** of the project?

## DOCUMENTATION

- Does the contractor have the **proper licensing** for their work?
- Does the contractor have **liability insurance** and are employees covered by Workers Compensation?
- Will there be permits required for the job and if so, who is responsible to secure them?

## COMPATIBILITY

- Do you like this contractor? Can you **easily communicate** and understand each other? Is this someone you can trust?
- Ask if the person you're meeting will be on site throughout the project or if someone else in the company will be your day-to-day contact person.
- Contacting **references** can help you understand how the contractor operates throughout a project.



## DESIGN

- Does the contractor offer a **design service**? Is there a cost for this? Is the design hand drawn or rendered in 3D?
- Are the contractor's designs something you would like for your project?

# PROJECT MANAGEMENT TIPS

## 1 | BUDGET

Ask your contractor to provide **good/better/best versions** of the project, or perhaps a budget that phases your project into several stages. Some contractors can even offer **payment plans** so you don't have to pay for your project right away.

## 2 | TIMELINE

Be sure to tell your contractor if there is a **deadline** by which the project absolutely must be completed. Rainy weather sometimes impacts the timing of projects, so be sure to understand what happens in the event of a delay.

## 3 | GROUND RULES

Your contractor's crew will be on your property on a daily basis. Agree to **ground rules** before the project begins. What time will work begin and end each day? What is their daily clean up routine? Where will products and equipment be stored on the site? Will they require access to your home or garage?

## 4 | COMMUNICATION

Establish in advance **who to contact if you have concerns** and how often you'd like your contractor to provide you with updates. If you notice something that doesn't look right on your project, be sure to let your contractor know right away.

## 5 | CHANGES

Even the best managed projects occasionally run into unforeseen circumstances. Be sure to understand the contractor's procedure for handling changes.

## 6 | PROJECT WRAP UP

Once you've inspected your completed project, if you're happy with the work, be sure to **recommend your contractor** to friends and neighbors. And don't forget to register for your Unilock product warranty at [Unilock.com](http://Unilock.com)!



# DESIGN CONSIDERATIONS

## OUTDOOR LIVING

### EXPAND YOUR HOME

A new outdoor living space can **add functional square footage** to your existing home by providing a new space to relax and entertain. Consider first how you would like to use the space, and then design it as an extension of your interior decorating style. Even a small space can appear bigger by using different paver colors, paver borders, elevation changes and seat walls to define distinct areas for cooking, eating and relaxing.

### OUTDOOR ROOMS

Fire features are growing in popularity because they add visual interest and warmth that makes the space more enjoyable to use in cooler weather. Lighting installed in gardens, low walls, steps and pillars will also help draw people outside in the evening and adds visual appeal that you can enjoy from inside your home. Snow-covered pillars and walls can make beautiful accents to your property in the winter months.



*Artline™ paver with Lineo® Dimensional Stone fire feature*


## POOL DECKS

### SIZE MATTERS

When planning your pool deck, **four feet is the minimum perimeter** around the pool for basic access. However, if you intend to use the pool deck as a patio for entertaining or sunbathing, you'll need to increase this significantly. Be sure to keep in mind the size of your outdoor furniture; it's typically much bigger than indoor furniture!

### SAFETY CONSIDERATIONS

The paver you choose for your pool deck deserves special consideration because you'll be **walking on it in your bare feet!** Be sure to choose a color that **won't absorb too much heat** from the summer sun. A smoother surface is pleasing to walk on, but make sure it's sufficiently **non-slip**. Umbriano® is our most popular choice for pool decks. For the coping around the edge of the pool, avoid products with abrasive edges. A contrasting coping color or inset border is also something to consider, as it helps define the pool edge.



*Umbriano® paver with Rivercrest® Wall Hot Tub*





# DRIVEWAYS

## CURB APPEAL

A paver driveway is **an investment that adds instant curb appeal** and value to your home. When choosing a paver product it's generally a good idea to complement the main color of your home rather than to try to match it. Then, consider borders and accents to draw out specific colors from your home and create continuity. Consider adding vertical features like pillars, planters and decorative walls to further enhance the beauty of your driveway.

## THINK GREEN

Permeable pavers **allow rainwater to flow between the joints**, through special base materials and into the subsoil below. This reduces puddling on the driveway surface when it rains, and reduces ice build-up in winter. It also provides a dual "green" benefit; not only does it reduce the amount of water that flows into storm sewers but it also provides moisture to surrounding plant material.



# ENTRANCES

## WELCOME GUESTS

A great looking front entrance gives guests a warm welcome. Attractive steps that are wide enough to easily navigate, **low garden walls and planter boxes**, and smartly placed lighting all contribute to a cozy feeling that smooths the transition from the street to your home. As a general rule, the minimum width for any walkway is four feet.

## A PLACE TO SIT

Even a modest front yard can usually accommodate a small courtyard seating space, where a morning coffee can be enjoyed or parents can observe their children playing with neighborhood friends.





SEE VIRTUAL TOUR AT [UNILOCK.COM](https://www.unilock.com)

# NEED MORE DESIGN IDEAS? VISIT A **UNILOCK OUTDOOR IDEA CENTER**

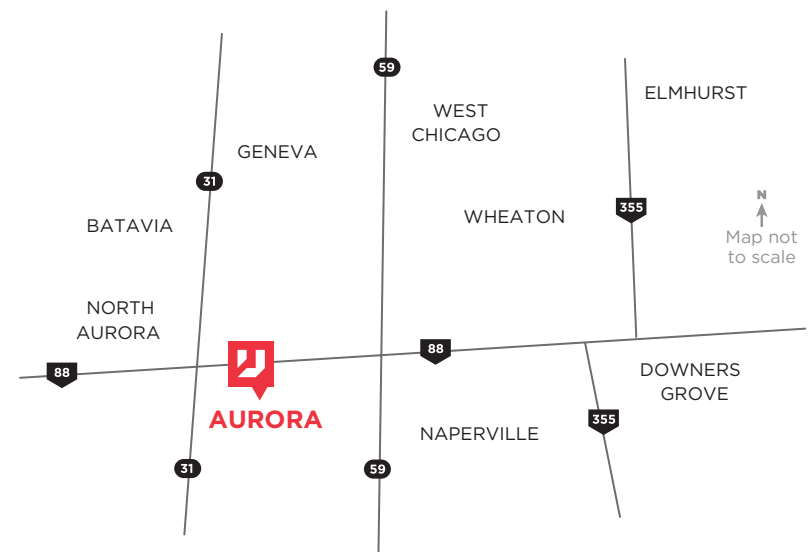
**SEE** An expansive display of **Unilock®** products in a **life-size** outdoor setting.

**TALK** To our **knowledgeable staff** and we'll help you create a plan to achieve the outdoor space you're dreaming about.

**TAKE** **FREE samples** of Unilock paver and wall products home with you.

Please feel free to walk around and browse our Outdoor Idea Center at any time. Call ahead for staffed hours. Call **1-800-UNILOCK** or visit **Unilock.com** for more details.

301 E. Sullivan Rd. Aurora, IL 60505





# VISUALIZING YOUR PROJECT DESIGN

A detailed design requires a great deal of time and effort, so you can understand why many contractors charge for this service in advance.

TRADITIONALLY,  
LANDSCAPE DESIGNS  
WERE HAND DRAWN TO  
SCALE ON GRAPH PAPER.

While there are many contractors and designers who still prefer to draw by hand, more and more plans today are being created digitally and in 3D.

If you're having trouble imagining what your project will look like when it's complete, a 3D design can really help.




**HAVING TROUBLE FINDING A CONTRACTOR WHO CAN HELP VISUALIZE YOUR DESIGN? WE CAN HELP.**

Contact us at **1-800-UNILOCK** or register online at **Unilock.com** to take advantage of our Unilock® Authorized Contractor referral program. We'll take the time to understand your project, and will match you with a local contractor who offers a 3D design service and is guaranteed to do the job right.

*3D Rendering*




*Completed Job*









ENDURACOLOR PLUS



ENDURACOLOR





# SELECT

---

## CHOOSING THE PERFECT PRODUCT

---

Choose from our vast array of styles - everything from pavers cast from actual cobblestones found in historic European village streets, to the sleek modern lines and random color dispersion of granite-like slabs.

**ENDURACOLOR™ PLUS  
ARCHITECTURAL FINISHES**

**ENDURACOLOR™**

**CLASSIC**

**PERMEABLE**

**VERTICAL DIMENSIONS**







**RICHCLIFF®**








 SEE VIDEO FOOTAGE AT [UNILOCK.COM](https://www.unilock.com)






Pebble Taupe and Dawn Mist Blend


COLORS\*




DAWN MIST



PEBBLE TAUPE



PEBBLE TAUPE / DAWN MIST BLENDED ON SITE



SMOKE SHALE **NEW FOR 2018**



**RECTANGLE**  
12 x 9 x 2 3/8"  
30 x 22.6 x 6cm



**SQUARE**  
9 x 9 x 2 3/8"  
22.6 x 22.6 x 6cm



**SMALL RECTANGLE**  
6 x 9 x 2 3/8"  
15 x 22.6 x 6cm



**LARGE RECTANGLE**  
21 x 12 x 2 3/8"  
52.8 x 30.2 x 6cm  
**SOLD SEPARATELY**  
**COMING SOON IN 2018**

RANDOM BUNDLE

## RICHCLIFF® TECHNICAL ADVANTAGES

### ENDURACOLOR™ PLUS ARCHITECTURAL FINISHES

Refined surface and long-lasting color

### REALA™ TECHNOLOGY

Cast natural stone

### ULTIMA™ CONCRETE TECHNOLOGY

Up to 4x stronger than poured-in-place concrete

### DRIVE FRIENDLY

Can handle vehicular loads

Laying patterns can be found on page 134.







**UMBRIANO®**








**TOP**

**PAVER:** Summer Wheat with Series™ (Onyx Black) accent

**WALL, STEPS AND PILLARS:** Brussels Dimensional Stone® (Sierra) with Series (Onyx Black) accent and Ledgestone (Buff) coping and pillar caps

**BOTTOM**

French Grey




 SEE VIDEO FOOTAGE AT [UNILOCK.COM](https://www.unilock.com)



COLORS\*



FRENCH GREY **NEW FOR 2018**



MIDNIGHT SKY



WINTER MARVEL




SUMMER WHEAT



HARVEST BROWN **NEW FOR 2018**



**ARTLINE SIZE - MIDNIGHT SKY SPECIAL ORDER**  
See page 77 for more information



**ARTLINE SIZE - WINTER MARVEL SPECIAL ORDER**  
See page 77 for more information



**LARGE RECTANGLE**  
21 x 14 x 2<sup>3</sup>/<sub>8</sub> & 3<sup>1</sup>/<sub>8</sub>"  
54 x 36 x 6 & 8cm



**SQUARE**  
14 x 14 x 2<sup>3</sup>/<sub>8</sub> & 3<sup>1</sup>/<sub>8</sub>"  
36 x 36 x 6 & 8cm



**SMALL RECTANGLE**  
7 x 14 x 2<sup>3</sup>/<sub>8</sub> & 3<sup>1</sup>/<sub>8</sub>"  
18 x 36 x 6 & 8cm

**RANDOM BUNDLE AVAILABLE IN BOTH 6CM & NOW 8CM NEW FOR 2018**



4 x 8 x 2<sup>3</sup>/<sub>8</sub>"  
10 x 20 x 7cm  
**NEW FOR 2018**

## UMBRIANO® TECHNICAL ADVANTAGES

**ENDURACOLOR™**  
**PLUS** ARCHITECTURAL FINISHES

Refined surface and long-lasting color

### EASYSOFT™ STAIN RESISTANCE - CF 90

Factory sealed to provide integral surface protection from stains

### COLORFUSION™ TECHNOLOGY

Subtly mottled color finish

### DRIVE FRIENDLY

8cm pavers can handle vehicular loads, as well as the 16 x 16" 8 x 16" and 8 x 8" sizes of 7cm

## ARTLINE™ TECHNICAL ADVANTAGES

**ENDURACOLOR™**

Refined surface and long-lasting color







# COURTSTONE®











Pebble Taupe and Dawn Mist Blend

COLORS\*



BASALT



BELGIAN BLUE



BASALT / BELGIAN BLUE BLENDED ON SITE



DAWN MIST



PEBBLE TAUPE



DAWN MIST / PEBBLE TAUPE BLENDED ON SITE

## COURTSTONE®

### TECHNICAL ADVANTAGES

**ENDURACOLOR™**  
PLUS ARCHITECTURAL FINISHES

Refined surface and long-lasting color

#### REALA™ TECHNOLOGY

Cast from historic European cobble stones

#### ULTIMA™ CONCRETE TECHNOLOGY

Up to 4x stronger than poured-in-place concrete

#### DRIVE FRIENDLY

Can handle vehicular loads



RANDOM BUNDLE

**XL RECTANGLE**  
5 1/8 x 8 3/8 x 2 3/8"  
13 x 21.5 x 6cm



**LARGE RECTANGLE**  
5 1/8 x 7 1/4 x 2 3/8"  
13 x 18.5 x 6cm



**RECTANGLE**  
5 1/8 x 6 1/2 x 2 3/8"  
13 x 16.5 x 6cm



**SMALL RECTANGLE**  
5 1/8 x 5 3/4 x 2 3/8"  
13 x 14.5 x 6cm



**SQUARE**  
5 1/8 x 5 1/8 x 2 3/8"  
13 x 13 x 6cm

Laying patterns can be found on page 134.







# TOWN HALL®












3 Color Blend (Burgundy Red, Burnt Clay and Old Oak)

COLORS\*




BURGUNDY RED



BURNT CLAY



OLD OAK




3 COLOR BLEND BLENDED ON SITE




HERITAGE RED



HERITAGE CLAY



HERITAGE 2 COLOR BLEND  
BLENDED ON SITE



BASALT



STANDARD  
4 x 9¾ x 2¾"  
10 x 25 x 7cm

Laying patterns can be found on page 134.

## TOWN HALL® TECHNICAL ADVANTAGES

**ENDURACOLOR™**  
PLUS ARCHITECTURAL FINISHES

Refined surface and long-lasting color

### REALA™ TECHNOLOGY

Cast from historic brick

### ULTIMA™ CONCRETE TECHNOLOGY

Up to 4x stronger than  
poured-in-place concrete

### DRIVE FRIENDLY

Can handle vehicular loads

### PERMEABLE

Can be installed to allow water  
to flow through







# COPTHORNE®











3 Color Blend (Burgundy Red, Burnt Clay and Old Oak) with Brussels Block (Sandstone) accent

COLORS\*



BURGUNDY RED



BURNT CLAY



OLD OAK



3 COLOR BLEND BLENDED ON SITE



BASALT



STEEL BLUE **NEW FOR 2018**



STANDARD  
2½ x 7⅞ x 2⅜"  
6.5 x 20 x 6cm

Laying patterns can be found on page 134.

## COPTHORNE® TECHNICAL ADVANTAGES

**ENDURACOLOR™**  
**PLUS** ARCHITECTURAL FINISHES

Refined surface and long-lasting color

### REALA™ TECHNOLOGY

Cast from historic brick

### ULTIMA™ CONCRETE TECHNOLOGY

Up to 4x stronger than poured-in-place concrete

### DRIVE FRIENDLY

Can handle vehicular loads





 SEE VIDEO FOOTAGE AT [UNILOCK.COM](https://www.unilock.com)

Cobalt Grey with Courtstone (Pebble Taupe) accent



# TRIBECA COBBLE™



Peppered Granite

COLORS\*



COBALT GREY



PEPPERED GRANITE



**LARGE RECTANGLE**  
5 1/8 x 12 x 2 3/4"  
13 x 30.5 x 7cm



**MEDIUM RECTANGLE**  
5 1/8 x 9 x 2 3/4"  
13 x 23 x 7cm



**SMALL RECTANGLE**  
5 1/8 x 7 x 2 3/4"  
13 x 17.5 x 7cm

RANDOM BUNDLE

## TECHNICAL ADVANTAGES

**ENDURACOLOR™**  
PLUS ARCHITECTURAL FINISHES

Refined surface and long-lasting color  
Granite, Quartz and Marble  
surface materials

### DRIVE FRIENDLY

Can handle vehicular loads

### PERMEABLE

Can be installed to allow water  
to flow through

Laying patterns can be found on page 134.








**SERIES™**







**LEFT**

**SERIES BANDING IDEA FOR WALL**

Rivercrest® Wall (Coastal) with Onyx Black accent and LedgeStone™ (Grey) coping

**RIGHT**

**SERIES BANDING IDEA FOR PAVER**

Richcliff® (Dawn Mist) with Onyx Black accent

**BOTTOM**

**SERIES BANDING IDEA FOR PAVER**

Artline (Steel Mountain) with Black Granite accent








Mineral Ice Grey with Onyx Black accent

COLORS\*



GOLDEN TAN AVAILABLE IN 4 X 8 ONLY



MOCHA BROWN AVAILABLE IN 4 X 8 ONLY



COBALT GREY AVAILABLE IN RANDOM BUNDLE ONLY



MINERAL ICE GREY



ONYX BLACK AVAILABLE IN 4 X 8 ONLY



LARGE RECTANGLE  
21 $\frac{1}{4}$  x 14 $\frac{1}{8}$  x 2 $\frac{3}{8}$ "  
54 x 36 x 6cm



SQUARE  
14 $\frac{1}{8}$  x 14 $\frac{1}{8}$  x 2 $\frac{3}{8}$ "  
36 x 36 x 6cm



SMALL RECTANGLE  
7 $\frac{1}{16}$  x 14 $\frac{1}{8}$  x 2 $\frac{3}{8}$ "  
18 x 36 x 6cm



4 x 8 x 2 $\frac{3}{4}$ "  
10 x 20 x 7cm

RANDOM BUNDLE AVAILABLE IN MINERAL ICE GREY AND COBALT GREY ONLY

## SERIES™ TECHNICAL ADVANTAGES

**ENDURACOLOR™**  
PLUS ARCHITECTURAL FINISHES

Refined surface and long-lasting color  
Granite, Quartz and Marble  
surface materials

### DRIVE FRIENDLY

Can handle vehicular loads

Laying patterns can be found on page 134.










Nuvola


COLORS\*



CASTANO



CREMA



NUVOLA



8 x 16 x 2¼"  
20 x 40 x 7cm

Laying patterns can be found on page 134.

## TECHNICAL ADVANTAGES

**ENDURACOLOR™**  
**PLUS** ARCHITECTURAL FINISHES

Refined surface and long-lasting color

### EASYCLEAN™ STAIN RESISTANCE - CF 100

Factory sealed to provide integral surface protection from stains

### DRIVE FRIENDLY

Can handle vehicular loads







# ARCANA



COLORS\*



CORVARA **NEW FOR 2018**



LUGANO



MODENA



VIVANTO

## TECHNICAL ADVANTAGES

**ENDURACOLOR™**  
PLUS ARCHITECTURAL FINISHES

Refined surface and long-lasting color  
Granite, Quartz and Marble  
surface materials

### EASYSOFT™ STAIN RESISTANCE - CF100

Factory sealed to provide integral  
surface protection from stains



23<sup>7</sup>/<sub>8</sub> x 23<sup>7</sup>/<sub>8</sub> x 2"  
61 x 61 x 5cm



17<sup>7</sup>/<sub>8</sub> x 23<sup>7</sup>/<sub>8</sub> x 2"  
45 x 61 x 5cm



11<sup>7</sup>/<sub>8</sub> x 23<sup>7</sup>/<sub>8</sub> x 2"  
30 x 61 x 5cm

Visit [Unilock.com](http://Unilock.com) for laying patterns.







# ARTLINE™

ENDURACOLOR™

COLORS\*



BAVARIAN BLEND



STEEL MOUNTAIN



COPPER RIDGE



BAVARIAN BLEND - ANTIQUED FINISH




STEEL MOUNTAIN - ANTIQUED FINISH



COPPER RIDGE - ANTIQUED FINISH



BAVARIAN BLEND - IL CAMPO BRUSHED FINISH



GRANITE BLEND - IL CAMPO® BRUSHED FINISH

ENDURACOLOR™  
PLUS ARCHITECTURAL FINISHES



WINTER MARVEL - UMBRIANO FINISH



MIDNIGHT SKY - UMBRIANO FINISH

RANDOM BUNDLE



8<sup>7</sup>/<sub>8</sub> x 7<sup>1</sup>/<sub>2</sub> x 2<sup>3</sup>/<sub>4</sub>"  
22.5 x 18.75 x 7cm



13<sup>3</sup>/<sub>8</sub> x 7<sup>1</sup>/<sub>2</sub> x 2<sup>3</sup>/<sub>4</sub>"  
33.75 x 18.75 x 7cm




13<sup>3</sup>/<sub>8</sub> x 4<sup>7</sup>/<sub>8</sub> x 2<sup>3</sup>/<sub>4</sub>"  
33.75 x 12.5 x 7cm



6<sup>3</sup>/<sub>4</sub> x 4<sup>7</sup>/<sub>8</sub> x 2<sup>3</sup>/<sub>4</sub>"  
16.9 x 12.5 x 7cm



10<sup>3</sup>/<sub>8</sub> x 4<sup>7</sup>/<sub>8</sub> x 2<sup>3</sup>/<sub>4</sub>"  
26.25 x 12.5 x 7cm



17<sup>3</sup>/<sub>4</sub> x 4<sup>7</sup>/<sub>8</sub> x 2<sup>3</sup>/<sub>4</sub>"  
45 x 12.5 x 7cm



17<sup>3</sup>/<sub>4</sub> x 7<sup>1</sup>/<sub>2</sub> x 2<sup>3</sup>/<sub>4</sub>"  
45 x 18.75 x 7cm

## TECHNICAL ADVANTAGES

### EASYCLEAN™ STAIN RESISTANCE - CF 90

Factory sealed to provide integral surface protection from stains

### ANTIQUED FINISH

Distressed, timeworn finish

### BRUSHED FINISH

Graphically interesting etched lines

### DRIVE FRIENDLY

Can handle vehicular loads

### UMBRIANO® FINISH

### COLORFUSION™ TECHNOLOGY

Subtly mottled color finish

### EASYCLEAN™ STAIN RESISTANCE - CF 90

Factory sealed to provide integral surface protection from stains

Laying patterns can be found on page 134.





## ARTLINE™

### TOP

Steel Mountain with Granite Blend  
(Il Campo Finish)

### BOTTOM

Copper Ridge Antiqued Finish with  
Cophorne® (Burgundy Red) accent

### OPPOSITE

Steel Mountain with Series  
(Onyx Black) accent



SEE VIDEO FOOTAGE AT [UNILOCK.COM](https://www.unilock.com)










Bavarian Blend with Series™ (Onyx Black) and Il Campo® (Heritage Brown) accents  
Wall - Brussels Dimensional Stone™ (Sandstone) with Series (Onyx Black) accent and Brussels Fullnose™ (Sandstone) with  
Ledgestone™ (Buff) pillar cap




# BEACON HILL™ FLAGSTONE



Bavarian Blend with Brussels Block® (Sandstone) and Copthorne® (Basalt) accents with Ledgestone™ (Buff) step treads


COLORS\*



BAVARIAN BLEND AVAILABLE IN BOTH 6CM & 8CM



ALPINE GREY



SYCAMORE



**LARGE RECTANGLE**  
21¼" X 14½" X 2¾"  
54 x 36 x 6cm



**SQUARE**  
14½" X 14½" X 2¾"  
36 x 36 x 6cm



**SMALL RECTANGLE**  
7½" X 14½" X 2¾"  
18 x 36 x 6cm



**XL UNIT NEW FOR 2018**  
21 x 35 x 2¾"  
54 x 90 x 6cm  
SOLD SEPARATELY

RANDOM BUNDLE

8CM THICKNESS IS AVAILABLE IN BAVARIAN BLEND, ALL OTHER COLORS AVAILABLE AS SPECIAL ORDER.

Laying patterns can be found on page 134. See Beacon Hill Smooth for banding options (page 86).

## TECHNICAL ADVANTAGES

### ENDURACOLOR™

Refined surface and long-lasting color

### DRIVE FRIENDLY

8cm pavers can handle vehicular loads





## BEACON HILL™ FLAGSTONE

### TOP

Alpine Grey with Copthorne®  
(Basalt) accent

### BOTTOM

**PAVER:** Bavarian Blend with  
Copthorne® (Burgundy Red) accent  
**WALL:** Brussels Dimensional Stone® (Sandstone)  
with Brussels Fullnose™ (Buff) coping

### OPPOSITE

**PAVER:** Alpine Grey with Copthorne®  
(Burgundy Red) accent  
**ISLAND:** Brussels Dimensional Stone (Sierra)  
**WALLS AND FIREPIT:** Pisa2® (Sierra)



 SEE VIDEO FOOTAGE AT [UNILOCK.COM](http://UNILOCK.COM)









Bavarian Blend with Brussels Block  
(Sandstone) and Copthorne (Burnt Clay) accents



# BRISTOL VALLEY®



Copper Ridge with Copthorne (Burgundy Red) accent

COLORS\*



BAVARIAN BLEND



STEEL MOUNTAIN



COPPER RIDGE

## TECHNICAL ADVANTAGES

### ENDURACOLOR™

Refined surface and long-lasting color

### EASYSOFT™ STAIN RESISTANCE - CF90

Factory sealed to provide integral surface protection from stains

### DRIVE FRIENDLY

8cm pavers can handle vehicular loads



RANDOM BUNDLE

**LARGE RECTANGLE**  
21¼ X 14⅞ X 2⅜"  
54 x 36 x 6cm



**SQUARE**  
14⅞ X 14⅞ X 2⅜"  
36 x 36 x 6cm



**SMALL RECTANGLE**  
7⅞ X 14⅞ X 2⅜"  
18 x 36 x 6cm



**XL UNIT NEW FOR 2018**  
21 x 35 x 2⅜"  
54 x 90 x 6cm  
SOLD SEPARATELY

8CM THICKNESS IS AVAILABLE AS SPECIAL ORDER.

Laying patterns can be found on page 134.





## BRISTOL™ VALLEY

### TOP

PAVER: Bavarian Blend  
WALL: Brussels Dimensional Stone® (Sandstone)

### BOTTOM

PAVER: Steel Mountain  
WALL: Lineo® Dimensional Stone (Granite Blend)

### OPPOSITE

PAVER: Steel Mountain  
WALL: Rivercrest® Wall (Coastal Slate) and LedgeStone™ (Buff) coping and pillar caps



 SEE VIDEO FOOTAGE AT [UNILOCK.COM](http://UNILOCK.COM)







# BEACON HILL™ SMOOTH



Granite Fusion


COLORS\*



BAVARIAN



GRANITE FUSION



OPAL

## TECHNICAL ADVANTAGES

### ENDURACOLOR™

Refined surface and long-lasting color

### EASYCLEAN™ STAIN RESISTANCE - CF90

Factory sealed to provide integral surface protection from stains



**LARGE RECTANGLE**  
21¼ X 14½ X 2⅜"  
54 x 36 x 6cm



**SQUARE**  
14½ X 14½ X 2⅜"  
36 x 36 x 6cm



**SMALL RECTANGLE**  
7½ X 14½ X 2⅜"  
18 x 36 x 6cm



**XL UNIT NEW FOR 2018**  
21 x 35 x 2⅜"  
54 x 90 x 6cm  
SOLD SEPARATELY

RANDOM BUNDLE



# THORNBURY™



SEE VIDEO FOOTAGE AT [UNILOCK.COM](http://UNILOCK.COM)

Bavarian Blend

COLORS\*



BAVARIAN BLEND



ALPINE GREY



SYCAMORE



LARGE RECTANGLE  
13¾ x 16½ x 2¾"  
35 x 42 x 7cm



MEDIUM RECTANGLE  
13¾ x 8¼ x 2¾"  
35 x 21 x 7cm



SMALL RECTANGLE  
6⅞ x 8¼ x 2¾"  
17.3 x 21 x 7cm

RANDOM BUNDLE

## TECHNICAL ADVANTAGES

### ENDURACOLOR™

Refined surface and long-lasting color

### DRIVE FRIENDLY

Can handle vehicular loads

### PERMEABLE

Can be installed to allow water to flow through

Laying patterns can be found on page 134.



# IL CAMPO®



Bavarian Blend

COLORS\*



BAVARIAN BLEND



COFFEE CREEK



HERITAGE BROWN



OAKWOOD  
AVAILABLE IN 4 x 8" ONLY



GRANITE **NEW FOR 2018**  
AVAILABLE IN 4 x 8" ONLY

## TECHNICAL ADVANTAGES

### ENDURACOLOR™

Refined surface and long-lasting color

### BRUSHED FINISH

Graphically interesting etched lines

### DRIVE FRIENDLY

Can handle vehicular loads



6 x 8 x 2¾"  
15 x 20 x 7cm



6 x 6 x 2¾"  
15 x 15 x 7cm



4 x 6 x 2¾"  
10 x 15 x 7cm



4 x 8 x 2¾"  
10 x 20 x 7cm

RANDOM BUNDLE





Sable Blend with Dark Charcoal accent

COLORS\*



COCOA BROWN



SABLE BLEND



CHARLESTON **NEW FOR 2018**



DARK CHARCOAL

## TECHNICAL ADVANTAGES

### ENDURACOLOR™

Refined surface and long-lasting color

### ANTIQUED FINISH

Distressed, timeworn finish

### DRIVE FRIENDLY

Can handle vehicular loads




2¼ x 9½ x 2¾"  
6 x 24 x 7cm

Laying patterns can be found on page 134.



# BRUSSELS PREMIER™



Bavarian Blend

COLORS\*



BAVARIAN BLEND



ALPINE GREY



SYCAMORE

## TECHNICAL ADVANTAGES

### ENDURACOLOR™

Refined surface and long-lasting color

### ANTIQUED FINISH

Distressed, timeworn finish

### DRIVE FRIENDLY

Can handle vehicular loads



**XL STONE**  
8¼ x 13¾ x 2¾"  
20.8 x 34.8 x 7cm



**STANDARD STONE**  
6⅞ x 8¼ x 2¾"  
17.5 x 20.8 x 7cm



**HALF STONE**  
4⅞ x 6⅞ x 2¾"  
10.4 x 17.5 x 7cm




# HOLLAND PREMIER™




Heritage Brown with Series™ (Onyx Black) accents


COLORS\*



BROWN




CHARLESTON




GRANITE BLEND



HERITAGE BROWN



RIVER



SIERRA



STANDARD  
4 x 8 x 2<sup>3</sup>/<sub>8</sub>"  
10 x 20 x 6cm

Visit [Unilock.com](http://Unilock.com) for laying patterns.

## TECHNICAL ADVANTAGES

### ENDURACOLOR™

Refined surface and long-lasting color

### DRIVE FRIENDLY

Can handle vehicular loads



# RIVENSTONE™



Bluestone with Copthorne® (3Color Blend) accent and Ledgestone® (Buff) coping

COLORS\*



BLUESTONE



CANYON



SAHARA

## TECHNICAL ADVANTAGES

### STONEMARK™

Refined surface and long-lasting color

### REALA™ TECHNOLOGY

Cast from natural flagstone



24 x 30 x 1 1/4"  
60 x 76 x 4.5cm  
**NEW FOR 2018**



24 x 24 x 1 1/4"  
60 x 60 x 4.5cm




18 x 24 x 1 1/4"  
45 x 60 x 4.5cm



12 x 24 x 1 1/4"  
30 x 60 x 4.5cm



# YORKSTONE™



Honey Gold

COLORS\*



HONEY GOLD



IRON RIVER



24 x 24 x 1 1/4"  
60 x 60 x 4.5cm



18 x 24 x 1 1/4"  
45 x 60 x 4.5cm



12 x 24 x 1 1/4"  
30 x 60 x 4.5cm

## TECHNICAL ADVANTAGES

### STONEMARK™

Refined surface and long-lasting color

### REALA™ TECHNOLOGY

Cast from natural flagstone

Laying patterns can be found on page 134.




# BRUSSELS BLOCK®



Sandstone

COLORS\*



COFFEE CREEK



LIMESTONE



PRAIRIE



SANDSTONE



SIERRA

## TECHNICAL ADVANTAGES

### CLASSIC

#### ANTIQUED FINISH

Distressed, timeworn finish

#### DRIVE FRIENDLY

Can handle vehicular loads



**XL STONE**  
8¼ x 13¾ x 2¾"  
20.8 x 34.8 x 7cm



**STANDARD STONE**  
6⅞ x 8¼ x 2¾"  
17.3 x 20.8 x 7cm



**HALF STONE**  
4⅞ x 6⅞ x 2¾"  
10.4 x 17.3 x 7cm



**FULLNOSE COPING**  
6 x 12 x 2¾"  
15 x 30 x 7cm




**NON-ANTIQUED  
FULLNOSE COPING  
ALSO AVAILABLE**



# OLDE GREENWICH COBBLE®

# WESTPORT™



Sierra




Sierra with Series™ (Opyx Black) accent

COLORS\*



AUTUMN RED




RIVER



SIERRA


COLORS\*



GRANITE



PUEBLO



SIERRA



LARGE RECTANGLE  
7 x 9½ x 2¾"  
18 x 24 x 6cm

**CLASSIC**

**DRIVE FRIENDLY**

Can handle vehicular loads

Visit [Unilock.com](http://Unilock.com) for laying patterns.

RANDOM BUNDLE



LARGE RECTANGLE  
10 x 15 x 2¾"  
25.4 x 38 x 7cm



SQUARE  
10 x 10 x 2¾"  
25.4 x 25.4 x 7cm



RECTANGLE  
5 x 10 x 2¾"  
12.7 x 25.4 x 7cm

**CLASSIC**

**DRIVE FRIENDLY**

Can handle vehicular loads



# ECO-PRIORA™




River (Standard Finish)

COLORS\*



RIVER STANDARD FINISH



SIERRA STANDARD FINISH



RIVER ANTIQUE FINISH  
AVAILABLE IN 5 X 10" ONLY

**ANTIQUED FINISH**  
Distressed, timeworn finish



SIERRA ANTIQUE FINISH  
AVAILABLE IN 5 X 10" ONLY

**ANTIQUED FINISH**  
Distressed, timeworn finish



**LARGE SQUARE**  
10 x 10 x 3 1/8"  
24 x 24 x 8cm  
AVAILABLE IN STANDARD  
FINISH ONLY



**RECTANGLE**  
5 x 10 x 3 1/8"  
12 x 24 x 8cm

## TECHNICAL ADVANTAGES

### CLASSIC

#### DRIVE FRIENDLY

Can handle vehicular loads

#### PERMEABLE

Can be installed to allow water to flow through



# HOLLANDSTONE®



Sierra

COLORS\*



AUTUMN RED



CHARCOAL



PRAIRIE



RED



RIVER



RUSTIC RED



SIERRA



STANDARD  
4 x 8 x 2 3/8"  
10 x 20 x 6cm

**CLASSIC**

**DRIVE FRIENDLY**

Can handle vehicular loads

Visit [Unilock.com](http://Unilock.com) for laying patterns.

# CAMELOT™



Sierra

COLORS\*



AUTUMN RED



CHARCOAL AVAILABLE IN RECTANGLE ONLY



FIELDSTONE



SIERRA



RECTANGLE  
9 1/2 x 6 1/4 x 3 1/8"  
24 x 16 x 8cm



SQUARE  
6 1/4 x 6 1/4 x 3 1/8"  
16 x 16 x 8cm


**CLASSIC**

**DRIVE FRIENDLY**

Can handle vehicular loads



# NATURAL STONE



Indian Coast

COLORS\*



AUTUMN HARVEST  
SANDSTONE



STONE CLIFF GREY  
SANDSTONE



INDIAN COAST  
SANDSTONE



WINTER MIST  
LIMESTONE



BLACK RIVER  
LIMESTONE



HEARTHSTONE  
LIMESTONE



Natural Stone from Unilock features low water absorption, excellent freeze-thaw durability and flexural strength. Precisely cut and calibrated, the stone's natural beauty is enhanced with a variety of surface treatments.

**SPEAK TO YOUR CONTRACTOR OR A LOCAL UNILOCK AUTHORIZED DEALER FOR MORE INFORMATION AND AVAILABILITY.**  
**LOOKING FOR MORE INFORMATION?** Contact us at 1-800-UNILOCK to receive your free Natural Stone catalog today!



# PORCELAIN TILE




Suitable for wood deck and concrete overlays.

COLORS\*



DAVINCI BIRCH DELCONCA



DAVINCI DRIFTWOOD DELCONCA



EPOKAL BEIGE DELCONCA



EPOKAL BEIGE SCURO DELCONCA



EPOKAL GREY DELCONCA




DOLOMITI BROWN DELCONCA **NEW**



DOLOMITI BLONDE DELCONCA **NEW**



DOLOMITI GREY DELCONCA **NEW**



GOTHAM NERO DELCONCA USA



GOTHAM BEIGE DELCONCA USA




GOTHAM GREY DELCONCA USA




TRAVSTONE BEIGE DELCONCA USA




TRAVSTONE NOCE DELCONCA USA




EIKON GEA CAESAR **NEW**




EIKON TITANIO CAESAR **NEW**



BEOLA BIANCA CAESAR



GOLDEN STONE CAESAR



GRAUSTEIN CAESAR

**SPEAK TO YOUR CONTRACTOR OR A LOCAL UNILOCK AUTHORIZED DEALER FOR MORE INFORMATION AND AVAILABILITY.**  
**LOOKING FOR MORE INFORMATION?** Contact us at 1-800-UNILOCK to receive your free Porcelain Tile catalog today!









# NEW FOR 2018 U-CARA™

## The U-Cara Multi-Face Wall System represents a revolution in wall design.

This patented system, exclusive to Unilock®, is comprised of two basic components:

- | Sure Track™ backer blocks provide dimensionally accurate structure
- | U-Cara fascia panels provide unlimited design options



**SURE TRACK STANDARD BACKER**  
6 x 8 x 6"  
15 x 20 x 15cm



**SURE TRACK LARGE BACKER**  
6 x 7 x 12"  
15 x 17.5 x 30cm



**UNIVERSAL BASE UNIT**  
19 x 14 x 2"  
48.2 x 35.5 x 5.5cm



**SURE TRACK CORNER INSERT**  
L = 2"  
5cm



**STANDARD FASCIA HALF PANEL**  
(Pitched & Smooth)  
6 x 9¼ x 2¾"  
15 x 23.3 x 6cm



**CLOSED-END FASCIA PANEL**  
(Pitched & Smooth)  
6 x 21 x 2¾"  
15 x 53 x 6cm



**STANDARD FASCIA PANEL**  
(Pitched & Smooth)  
6 x 18½ x 2¾"  
15 x 46.6 x 6cm



**UNIVERSAL COPING**  
19 x 14 x 2¾"  
48.2 x 35.5 x 7cm

CORNER BUNDLE





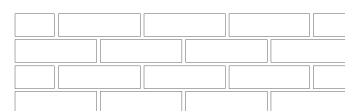




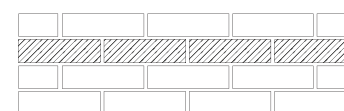
**LOOK INSIDE!**  
 U-Cara fascia panels hang easily on the patented **Sure Track™** backer block.



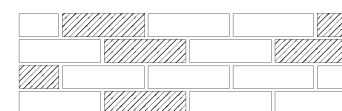
U-Cara™ Fascia panels can be placed anywhere along the Sure Track Backer Block, allowing for a variety of patterns, color and texture combinations not possible with other systems.



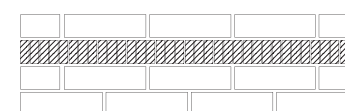
1/2 Running Bond



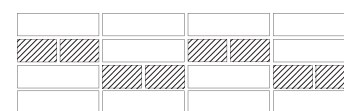
1/2 Running Bond with Linear Accents



1/2 Running Bond with Random Accents




1/2 Running Bond with Paver Accents



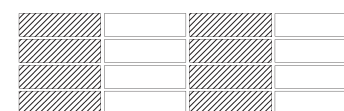
Mixed Bond



1/3 Running Bond



Stacked Bond



Stacked Bond with Accents





#### PLANTER WALL AND STEPS

Granite Fusion (Pitched Face) with Opal (Smooth Face) accent and Universal Coping (Grey)

PAVERS: Umbriano® (French Grey) with Town Hall® (Basalt) accent

#### FIRE FEATURE

Granite Fusion (Pitched Face) with Universal Coping (Grey)

#### GRILL ISLAND

Opal (Smooth Face) with Granite Fusion (Pitched Face) accent and Universal coping (Grey)



Use U-Cara to build Retaining Walls, Seat Walls, Pillars, Planters, Fire Features, Grill Islands and more!



# NEW FOR 2018 U-CARA™

**U-Cara** fascia panels are available in a **variety of colors and textures**, including, for the first time, exclusive Unilock **EnduraColor** finishes.

## PITCHED FACE

COLORS\*



GRANITE FUSION



BAVARIAN



OPAL

## TECHNICAL ADVANTAGES

---

### ENDURACOLOR™

Refined surface and long-lasting color

## SMOOTH FACE



GRANITE FUSION



BAVARIAN



OPAL

## TECHNICAL ADVANTAGES

---

### ENDURACOLOR™

Refined surface and long-lasting color





**LEFT**

**PILLAR AND WALL:** Granite Blend with Series™ (Onyx Black) accent and Ledgestone™ (Grey) coping and pillar cap

**PAVER:** Artline™ (Steel Mountain) with Series (Onyx Black) accent

**RIGHT**

**WATER FEATURE:** Granite Blend

**BOTTOM**

**GRILL ISLAND, SEAT WALL AND FIREPIT:** Sierra

**PAVER:** Artline (Steel Mountain) with Town Hall™ (Basalt) accent and Ledgestone (Buff) coping and pillar cap



 SEE VIDEO FOOTAGE AT [UNILOCK.COM](http://UNILOCK.COM)



# LINEO® DIMENSIONAL STONE

COLORS\*



GRANITE BLEND



SANDALWOOD



SIERRA



24 x 4 x 8"  
60 x 10 x 20cm



20 x 4 x 8"  
50 x 10 x 20cm



16 x 4 x 8"  
40 x 10 x 20cm



12 x 4 x 8"  
30 x 10 x 20cm

RANDOM BUNDLE



PILLAR UNIT / CORNER UNIT  
12 x 4 x 8"  
40 x 10 x 20cm



LEDGESTONE™ PILLAR CAP  
24 x 24 x 4"  
74 x 74 x 10cm



UNIVERSAL BASE UNIT  
19 x 14 x 2"  
48.2 x 35.5 x 5.5cm

## COPING

For Lineo Dimensional Stone pillar we recommend using Ledgestone 24" x 24" pillar cap. See page 120 for color options.





**LEFT**

**PILLARS AND STEPS:** Rapid Pillar System (Buff) with Ledgestone™ (Buff) treads

**RIGHT**

**FIRE FEATURE:** Coastal Slate with Natural Stone (Black River) coping

**BOTTOM**

**RETAINING WALL:** Buff and Coastal Slate Mix with Ledgestone (Buff) coping





# RIVERCREST® WALL

COLORS\*



BUFF



COASTAL SLATE

## TECHNICAL ADVANTAGES

### REALA™ TECHNOLOGY

Cast from natural stone



In 2013, Rivercrest Wall received the "red dot" award for high design quality and innovation.

reddot [www.registration.pd.red-dot.de](http://www.registration.pd.red-dot.de)



STANDARD UNIT 1  
8 x 9-10 x 2¼"  
20 x 23-25 x 6cm



STANDARD UNIT 2  
12 x 9-10 x 2¼"  
31 x 23-25 x 6cm



STANDARD UNIT 3  
12 x 9-10 x 2¼"  
31 x 23-25 x 6cm



STANDARD UNIT 4  
17 x 9-10 x 2¼"  
42.5 x 23-25 x 6cm

### RANDOM BUNDLE



JUMPER UNIT 1  
8 x 9-10 x 4½"  
20 x 23-25 x 11.4cm



JUMPER UNIT 2  
12 x 9-10 x 4½"  
31 x 23-25 x 11.4cm



JUMPER UNIT 3  
12 x 9-10 x 4½"  
31 x 23-25 x 11.4cm



JUMPER UNIT 4  
17 x 9-10 x 4½"  
42.5 x 23-25 x 11.4cm

### JUMPER BUNDLE



LONG CORNER UNIT  
17 ½ x 9-10 x 2 ¼"  
45 x 23-25 x 5.7cm



SHORT CORNER UNIT  
14 ½ x 9-10 x 2 ¼"  
37.5 x 23-25 x 5.7cm



JUMPER CORNER UNIT  
12 x 9-10 x 4½"  
31 x 23-25 x 11.4cm



UNIVERSAL BASE UNIT  
19 x 14 x 2"  
48.2 x 35.5 x 5.5cm

### CORNER BUNDLE

### RAPID PILLAR SYSTEM



PILLAR UNIT  
20 x 20 x 4½"  
50 x 50 x 11.4cm

Pillar cap sold separately.

## COPING

For Rivercrest Wall we recommend using Ledgestone 24" x 12" coping. See page 120 for color options.



## RIVERCREST FIREPIT KIT

See page 126 for more information.





**LEFT**  
Sandstone with Town Hall® (Burnt Clay) accent and LedgeStone™ (Buff) coping



**RIGHT**  
Sierra with Town Hall® (Basalt) accent and Brussels Fullnose™ (Sierra) coping

**BOTTOM**  
Sierra with Town Hall (Burgundy Red) accents and Olde Quarry (Sierra) coping





# OLDE QUARRY®

COLORS\*



COFFEE CREEK



FIELDSTONE



RIVER



SANDSTONE



SIERRA



15" UNIT  
15 (12) x 4½ x 9"  
38 (30.5) x 11.5 x 23cm



12" UNIT  
12 (9) x 4½ x 9"  
30.5 (23) x 11.5 x 23cm



9" UNIT  
9 (6) x 4½ x 9"  
23 (15) x 11.5 x 23cm

RANDOM BUNDLE



STANDARD/CORNER  
4½ x 9 x 12"  
11.5 x 23 x 30cm



COPING  
12 (9) x 3 x 12"  
30.5 (23) x 7.5 x 30.5cm



UNIVERSAL BASE UNIT  
19 x 14 x 2"  
48.2 x 35.5 x 5.5cm

## COPING

For Olde Quarry we recommend using Ledgestone 24" x 12" coping.  
See page 120 for color options.



**NOTE:** Structural retaining walls greater than 2' high require professional engineering.





**LEFT**  
**GRILL ISLAND:** Sierra with Series™  
 (Onyx Black) accent

**RIGHT**  
**RETAINING WALL:** Sierra with  
 Ledgestone™ (Buff) coping

**BOTTOM**  
**FIREPIT AND SEAT WALL:** Sierra with  
 Series (Onyx Black) accent and  
 Ledgestone (Buff) pillar caps and  
 Brussels Fullnose™ (Sierra) coping.  
**PAVERS:** Thornbury (Sierra) with  
 Series (Onyx Black) accent





# ESTATE WALL®

COLORS\*



COFFEE CREEK AVAILABLE IN 6" ONLY



FIELDSTONE AVAILABLE IN 3" ONLY



RIVER AVAILABLE IN 3" & 6"



SANDSTONE AVAILABLE IN 3" ONLY



SIERRA AVAILABLE IN 3" & 6"



GRANITE AVAILABLE IN 3" & 6" **NEW FOR 2018**



6" LARGE UNIT  
15 (12½) x 6 x 9"  
38 (32) x 15 x 23cm



6" MEDIUM UNIT  
12½ (10) x 6 x 9"  
32 (25) x 15 x 23cm



6" SMALL UNIT  
10 (7½) x 6 x 9"  
25 (19) x 15 x 23cm



6" CORNER  
12½ x 6 x 9"  
32 x 15 x 23cm



COPING  
12½ (9½) x 3 x 12"  
32 (24) x 7.5 x 30cm

6" RANDOM BUNDLE



3" LARGE UNIT  
15 (12½) x 3 x 9"  
38 (32) x 7.5 x 23cm



3" MEDIUM UNIT  
12½ (10) x 3 x 9"  
32 (25) x 7.5 x 23cm



3" SMALL UNIT  
10 (7½) x 3 x 9"  
25 (19) x 7.5 x 23cm



3" CORNER  
12½ x 3 x 9"  
32 x 7.5 x 23cm



UNIVERSAL BASE UNIT  
19 x 14 x 2"  
48.2 x 35.5 x 5.5cm

3" RANDOM BUNDLE

## COPING

For Estate Wall we recommend using Ledgestone 24" x 12" coping. See page 120 for color options.



**NOTE:** Structural retaining walls greater than 2' high require professional engineering.





**LEFT**  
Sierra with Copthorne®  
(Basalt) accent



**RIGHT**  
**FIREPIT AND TV UNIT:** Sandstone  
with Brussels Fullnose™  
(Sandstone) coping  
**PAVER:** Beacon Hill Flagstone™  
(Bavarian Blend) with Copthorne®  
(3 Color Blend) accent

**BOTTOM**  
**GRILL ISLAND:** Sandstone with  
Series™ (Onyx Black) accent and  
Brussels Fullnose (Sandstone) ledge  
**PAVER:** Brussels Block® (Sandstone)





# BRUSSELS DIMENSIONAL STONE®

COLORS\*



COFFEE CREEK



LIMESTONE



PRAIRIE



SANDSTONE



SIERRA



**STANDARD**  
4 x 8 x 12"  
10 x 20 x 30cm



**SMALL TAPERED UNIT**  
9 x 4 x 8"  
22.9 x 10 x 20cm  
AVAILABLE ONLY IN COFFEE CREEK,  
SIERRA AND SANDSTONE.



**UNIVERSAL BASE UNIT**  
19 x 14 x 2"  
48.2 x 35.5 x 5.5cm

## SUNSET FIREPIT KITS

AVAILABLE COLORS: Coffee Creek, Sandstone and Sierra See page 126 for more information.

Round



Square



## COPING

For Brussels Dimensional Stone we recommend using LedgeStone 24" x 12" coping. See page 120 for color options.



**NOTE:** Structural retaining walls greater than 2' high require professional engineering.



# CUMBERLAND WALL®




Sandstone


COLORS\*



RIVER



SANDSTONE



SIERRA



6" LARGE UNIT  
15 (12½) x 6 x 9"  
38 (32) x 15 x 23cm



6" MEDIUM UNIT  
12½ (10) x 6 x 9"  
32 (25) x 15 x 23cm




6" SMALL UNIT  
10 (7½) x 6 x 9"  
25 (19) x 15 x 23cm




6" CORNER / PILLAR UNIT  
12½ x 6 x 9"  
32 x 15 x 23cm



# PISA2®



COLORS\*



GRANITE NEW FOR 2018



NEVADA



SIERRA



TAPERED  
8 x 6 x 12"  
20 x 15 x 30cm



XL WALL  
16 x 6 x 12"  
40 x 15 x 30cm



CORNER  
12 x 6 x 8"  
30 x 15 x 20cm



12" COPING  
12 x 3 x 12"  
30 x 7.5 x 30cm



UNIVERSAL BASE UNIT  
19 x 14 x 2"  
48.2 x 35.5 x 5.5cm

NOTE: Structural retaining walls greater than 4' high require professional engineering.





**LEFT**  
Ledgestone Buff



**RIGHT**  
**STEPS:** Ledgestone Grey  
**PAVER:** Artline™ with Series™  
(Onyx Black) accent

**BOTTOM**  
**STEPS:** Ledgestone Fullnose Buff  
**WALL:** Brussels Dimensional  
Stone® (Sierra) with Series  
(Onyx Black) accent





# LEDGESTONE™ STEPS & COPING

COLORS\*



BUFF



GREY

## TECHNICAL ADVANTAGES

### REALA™ TECHNOLOGY

Cast from natural stone




**COPING UNIT**  
12 x 24 x 3"  
30.5 x 61 x 7.5cm




**CLOSED END COPING**  
12 x 24 x 3"  
30.5 x 61 x 7.5cm



**FULLNOSE COPING**  
12 x 24 x 1¾"  
30.5 x 61 x 4.5cm




**36" STEP**  
36 x 18 x 6"  
91.4 x 45.7 x 15.2cm



**48" STEP**  
48 x 24 x 6"  
122 x 61 x 15.2cm



**72" STEP**  
72 x 24 x 6"  
183 x 61 x 15.2cm



Ledgestone pillar cap in Grey.



**PILLAR CAP**  
24 x 24 x 4"  
61 x 61 x 10cm



# 6 X 12" FULLNOSE



Limestone with Series™  
(Onyx Black) accents

# BRUSSELS FULLNOSE™



Sandstone

COLORS\*



COFFEE CREEK



LIMESTONE



PRAIRIE



SANDSTONE



SIERRA



NON-ANTIQUED  
6 x 12 x 2 3/4"  
15 x 30 x 7cm

COLORS\*



COFFEE CREEK



LIMESTONE



PRAIRIE



SANDSTONE




SIERRA



STANDARD  
6 x 12 x 2 3/4"  
15 x 30 x 7cm



# SIENASTONE®



Custom Color

# UNIVERSAL COPING



Grey

COLORS\*




NEVADA




SIERRA

COLORS\*



TAN



GREY



COPING/STEP UNIT  
39 x 20 x 7¼"  
100 x 50 x 18.5cm



UNIVERSAL COPING  
19 x 14 x 2¾"  
48.2 x 35.5 x 7cm






Rivercrest Firepit Kit



Brussels Dimensional Stone




Brussels Dimensional Stone

## VERTICAL FEATURES

- Fireplaces
- Pillars
- Grill Islands
- Water Features
- Fire Features



Lineo Dimensional Stone



Lineo Dimensional Stone



# FIREPLACES

Unilock® pre-built fireplaces are available to ship immediately and can be installed in a day, so you're able to enjoy a warm fire right away. The units come complete with a stainless steel firebox, pipe and metal termination cap, and are factory made so the look is consistent with the photos shown. Your satisfaction is guaranteed by Unilock.



**LOOKING FOR SOMETHING DIFFERENT?** Speak to your contractor about using Unilock products to build a custom fireplace that's just right for your project.



## TUSCANY

The Tuscan pre-built fireplace is constructed from Brussels Dimensional Stone® (page 116) and Copthorne® (page 62) accents.



## BARCELONA

The Barcelona pre-built fireplace is constructed from Brussels Dimensional Stone® (page 116) available in Sierra with Umbriano® (page 50) accents.



## BELLA

The Bella pre-built fireplace is constructed from Rivercrest® Wall (page 110).



## MODA

The Moda pre-built fireplace is constructed from Lineo® Dimensional Stone (page 110) and Series™ (page 68) accent.

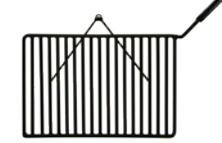
*Units and colors may not be exactly as shown.*



# FIREPIT KITS

## RIVERCREST FIREPIT KIT

This firepit kit is built with the Rivercrest® Wall. See page 110 for color options.



### FIREPIT GRILL

Firepit grill is included and fits securely into the firepit.

## SUNSET FIREPIT KIT

This firepit kit uses Brussels Dimensional Stone®. See page 116 for color options.



ROUND



### FIREPIT GRILL


Firepit grill is included and fits securely into both the round or square firepit designs.



SQUARE



# FIRE FEATURES



## BRUSSELS DIMENSIONAL STONE®

This unique fire table and water feature combination is built using Brussels Dimensional Stone® (page 116) with Natural Stone coping (page 100).



## LINEO® DIMENSIONAL STONE

This contemporary firepit feature is built with Lineo Dimensional Stone (page 108) and LedgeStone™ coping (page 120).



## RIVERCREST WALL

The fire table above is built using Rivercrest Wall (page 110) and LedgeStone coping (page 120).



## U-CARA™

This custom fire feature is built using our new U-Cara Multi-Face Wall System (page 102) and Universal coping (page 123).



**REMEMBER** To ensure a long lasting fire feature, direct exposure to extreme heat from an open flame should be avoided. Always construct fire features with a protective heat barrier such as a metal insert, refractory blocks or approved firebrick to prevent potential heat damage.



# PILLARS & WATER FEATURES



## U-CARA™

The unique pillar above is built using our new U-Cara Multi-Face Wall System (page 102) and Ledgestone™ coping (page 120).




## BRUSSELS DIMENSIONAL STONE®

This contemporary pillar is built using Brussels Dimensional Stone (page 116) with Ledgestone pillar cap (page 120) and Natural Stone (page 100) accent.



## RIVERCREST® PILLAR UNIT

The pillar above is built using the Rivercrest® Wall Rapid Pillar System (page 110) with Umbriano® (page 50) accent and Ledgestone (page 120) pillar cap.



## LINEO® DIMENSIONAL STONE

This contemporary water feature is built using Lineo Dimensional Stone (page 108) and Natural Stone (page 100).



## RIVERCREST® WALL

This poolside water feature is built using Rivercrest® Wall (page 110) and Natural Stone (page 100) coping.



## BRUSSELS DIMENSIONAL STONE®

The unique water feature above is built with Brussels Dimensional Stone and Brussels Fullnose™ (page 122) with Ledgestone pillar cap (page 120) and Copthorne® accent (page 62).



**LOOKING FOR SOMETHING DIFFERENT?** Speak to your contractor about using Unilock products to build a custom water feature or pillar that's just right for your project.



# GRILL ISLANDS



## U-CARA™

This unique grill is built using our new U-Cara Multi-Face Wall System (page 102) with Universal coping (page 123) and porcelain tile (page 101) counter-top.



## BRUSSELS DIMENSIONAL STONE®

The grill island shown above is built with Brussels Dimensional Stone (page 116) with Series™ (page 68) accent and Ledgestone™ (page 120) counter-top and coping.



## LINEO® DIMENSIONAL STONE

This modern grill island is built using Lineo Dimensional Stone (page 108).



## RIVERCREST® WALL

This exceptional grill island is built using Rivercrest Wall (page 110) with Umbriano® (page 50) accent.




**LOOKING FOR SOMETHING DIFFERENT?** Speak to your contractor about using Unilock products to build a custom grill island that's just right for your project.



## Borders & Banding **PAVERS**

Like crown molding is the finishing touch to a room in your home, smartly planned borders and banding in your driveway, walkway or patio can elevate your project from good to great.







**PAVER** Richcliff® (Smoke Shale)  
**ACCENT** Richcliff (Dawn Mist)



**PAVER** Artline™ (Steel Mountain)  
**ACCENT** Series™ (Onyx Black)



**PAVER** Umbriano® (Summer Wheat)  
**ACCENT** Cophthorne® (3 Color Blend)



**PAVER** Bristol Valley® (Steel Mountain)  
**ACCENT** Cophthorne (Basalt)



**PAVER** Brussels Premier™ (Bavarian)  
**ACCENT** Town Hall® (Burnt Clay)



**PAVER** Thornbury™ (Bavarian)  
**ACCENT** Town Hall (Basalt)



**PAVER** Town Hall® (3 Color Blend)  
**ACCENT** Series (Golden Tan)



**PAVER** Brussels Block® (Sierra)  
**ACCENT** Il Campo® (Heritage Brown)




**PAVER** Beacon Hill™ Smooth (Granite Fusion)  
**ACCENT** Umbriano (Midnight Sky)



# Borders & Banding **WALLS**

Using contrasting colors and textures to band landscape walls and other vertical features is a popular design touch and can be used to coordinate these features with borders and banding in the flat portion of your paving project.







**WALL** Lineo® Dimensional Stone (Granite)  
**ACCENT** Series™ (Onyx Black)



**WALL** Lineo Dimensional Stone (Sierra)  
**ACCENT** Umbriano® (Summer Wheat)



**WALL** Olde Quarry (Sierra)  
**ACCENT** Il Campo® (Heritage Brown)



**WALL** Olde Quarry (Coffee Creek)  
**ACCENT** Copthorne® (3 Color Blend)



**WALL** Estate Wall® (Granite)  
**ACCENT** Copthorne (Basalt)



**WALL** Estate Wall (Sierra)  
**ACCENT** Il Campo (Heritage Brown)



**WALL** Rivercrest® Wall (Coastal Slate)  
**ACCENT** Copthorne (Basalt)




**WALL** U-Cara™ (Bavarian) Smooth Face  
**ACCENT** U-Cara (Bavarian) Pitched Face



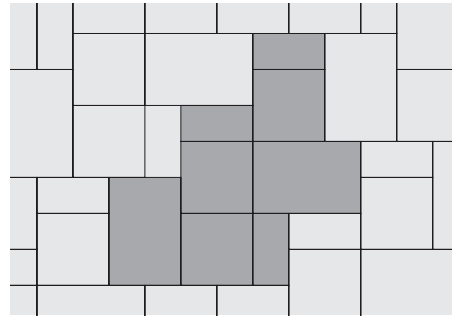
**WALL** U-Cara (Granite Fusion) Pitched Face  
**ACCENT** U-Cara (Opal) Smooth Face



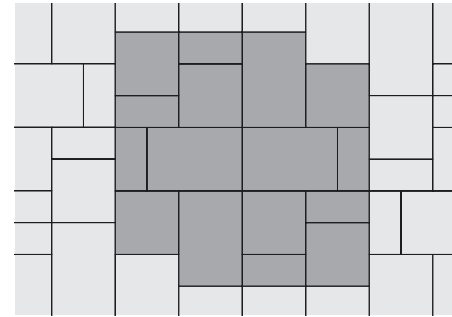
# POPULAR LAYING PATTERNS



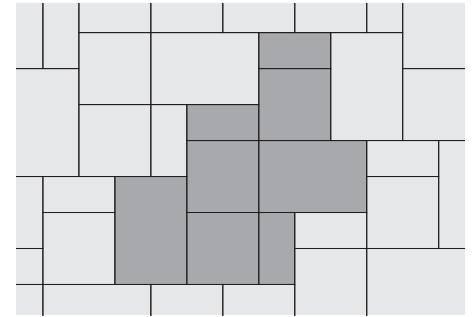
**ARTLINE™ RANDOM** - 100% Random Bundle



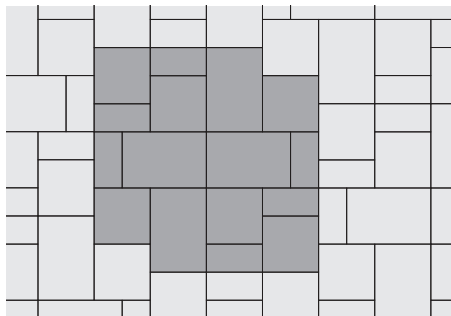
**BEACON HILL™ RANDOM A** - 40% Large Rectangle, 40% Square, 20% Small Rectangle



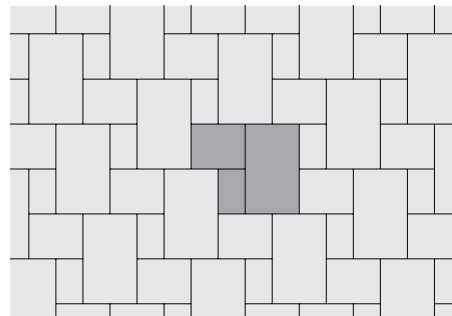
**BEACON HILL™ RANDOM B** - 40% Large Rectangle, 40% Square, 20% Small Rectangle



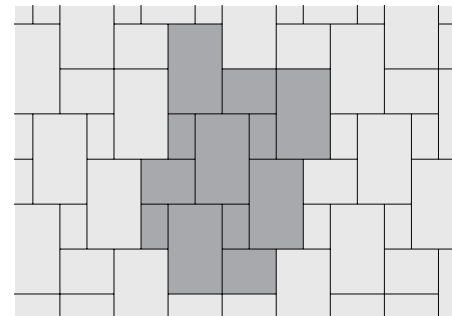
**BRISTOL VALLEY™ A** - 40% Large Rectangle, 20% Small Rectangle, 40% Square



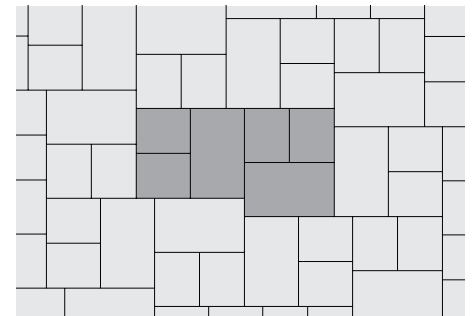
**BRISTOL VALLEY™ B** - 40% Large Rectangle, 20% Small Rectangle, 40% Square



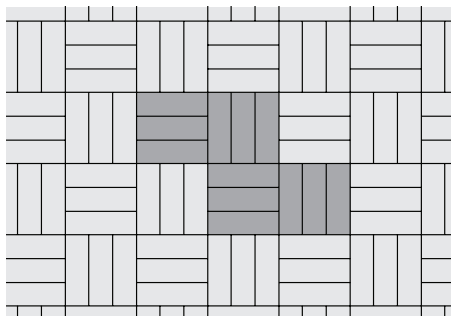
**BRUSSELS BLOCK™ Y** - 57% XL, 29% Standard, 14% Half




**BRUSSELS BLOCK™ Z** - 67% XL, 20% Standard, 13% Half




**BRUSSELS BLOCK™ AC** - 50% XL, 50% Standard




**COPTHORNE™ A** - 100% Standard



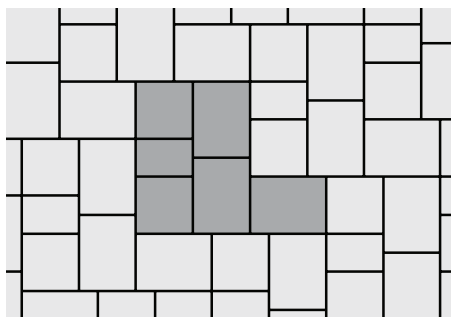
**COPTHORNE™ A** - 100% Standard




**COURTSTONE™** - 100% Random Bundle




**ECO-PRIORA™ D** - 33% 5 x 5", 67% 5 x 10"



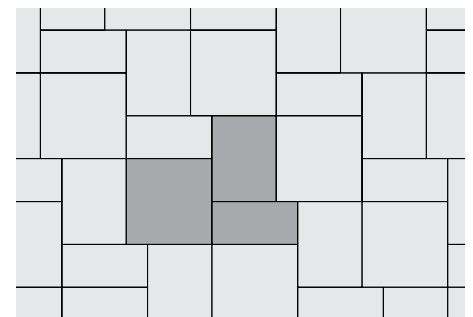
**IL CAMPO™ H** - 60% 6 x 8", 10% 4 x 6", 30% 6 x 6"



**MATTONI™ A** - 100% Standard



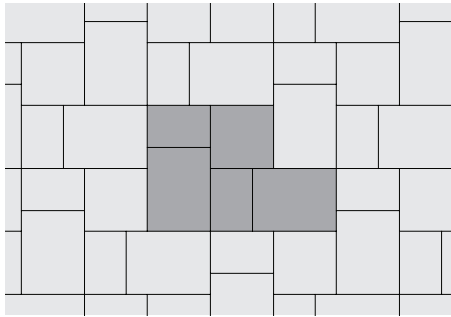
**MATTONI™ B** - 100% Standard



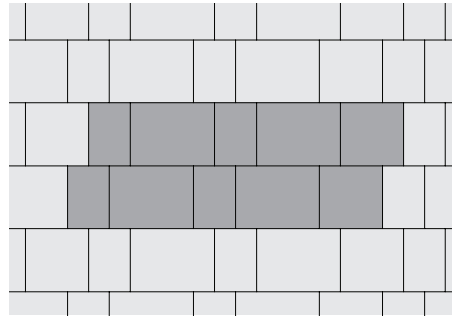
**RIVENSTONE™ A** - 45% 24 x 24", 33% 18 x 24", 22% 12 x 24"



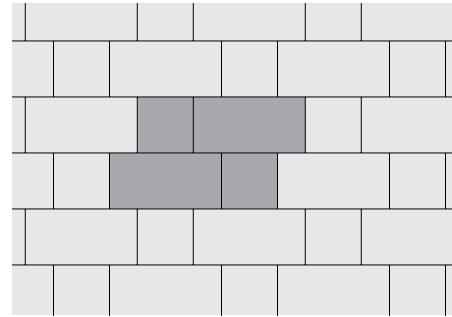
# POPULAR LAYING PATTERNS



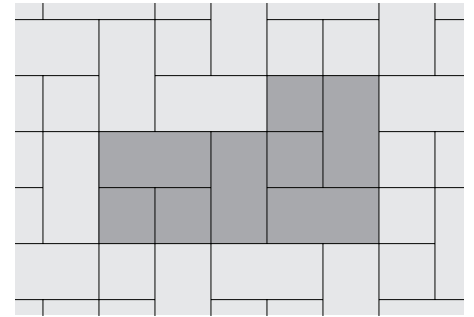
**RICHCLIFF A** - 53% 12 x 9", 20% 9 x 9", 27% 6 x 9"



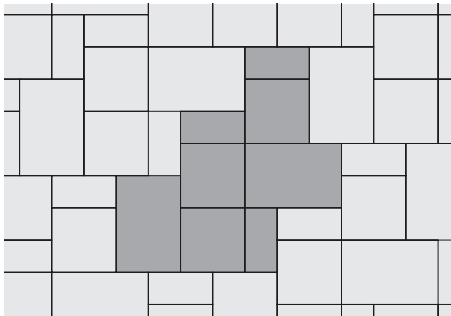
**RICHCLIFF B** - 53% 12 x 9", 20% 9 x 9", 27% 6 x 9"



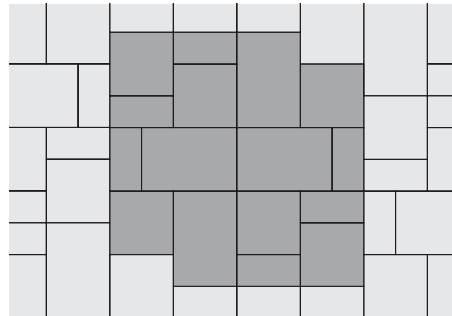
**SENZO A** - 67% Rectangle, 33% Square




**SENZO B** - 67% Rectangle, 33% Square




**SERIES™ RANDOM A** - 40% Large Rectangle, 40% Square, 20% Small Rectangle



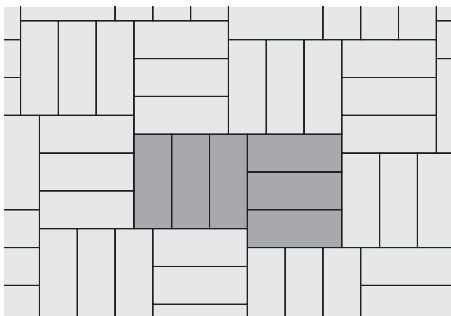
**SERIES RANDOM B** - 40% Large Rectangle, 40% Square, 20% Small Rectangle



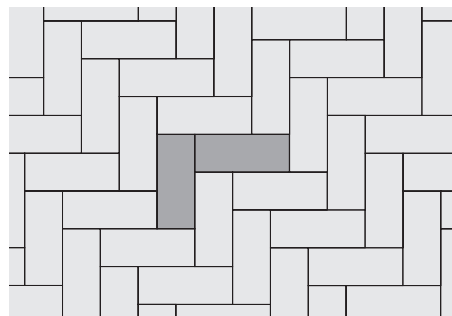
**THORNBURY™ A** - 49% Large Rectangle, 34% Medium Rectangle, 17% Small Rectangle




**THORNBURY™ C** - 49% Large Rectangle, 34% Medium Rectangle, 17% Small Rectangle




**TOWN HALL A** - 100% Standard



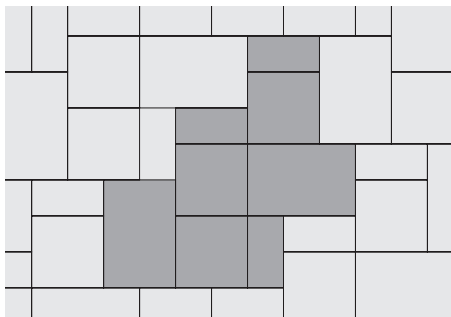
**TOWN HALL B** - 100% Standard



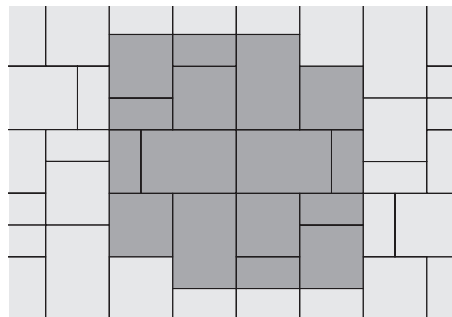
**TRIBECA COBBLE™** - 100% Random Bundle




**WESTPORT A** - 40% Large Rectangle, 20% Small Rectangle, 40% Square



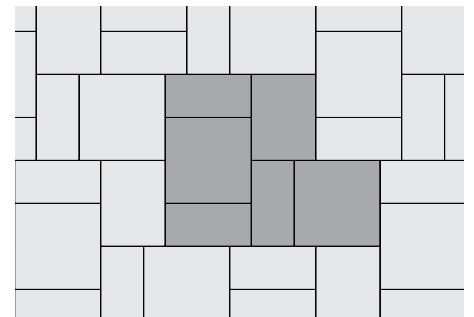
**UMBRIANO™ RANDOM A** - 40% Large Rectangle, 40% Square, 20% Small Rectangle



**UMBRIANO™ RANDOM B** - 40% Large Rectangle, 40% Square, 20% Small Rectangle



**UMBRIANO™ A** - 57% 16 x 16, 29% 8 x 16, 14% 8 x 8



**YORKSTONE™ K** - 47% 24 x 24", 18% 18 x 24", 35% 12 x 24"



# INDEX

## PRODUCT PHOTOS

Arcana	74
Artline™	76...2, 9, 13, 16
Beacon Hill™ Flagstone	80...13, 14, 15
Beacon Hill™ Smooth	88...21
Bristol Valley®	84...22-23
Brussels Block®	96...7
Brussels Dimensional Stone®	116...5, 13, 18
Brussels Fullnose™	122...4, 22-23
Brussels Premier™	92
Camelot™	99
Copthorne®	62...20, 22-23
Courtstone®	54...12, 15
Cumberland Wall®	118
Eco-Priora™	98
Estate Wall®	114
Fullnose 6 x 12"	122
Hollandstone™	99
Holland Premier™	93
Il Campo®	90
Ledgestone™	120...4, 10, 13, 18
Lineo® Dimensional Stone	108...2, 4, 16, 21
Mattoni	91
Natural Stone	100...7, 8, 17
Olde Greenwich Cobble®	97
Olde Quarry®	112...22-23
Pisa2®	119
Porcelain Tile	101
Richcliff®	46...4, 5, 21
Rivercrest® Wall	110...4, 8, 11, 13, 17
Rivenstone™	94
Senzo™	72
Series™	68...4, 13, 16
SienaStone®	123
Thornbury™	89
Tribeca Cobble™	66...12, 20
Town Hall®	58...6, 10, 18-19
U-Cara™	102...10
Umbriano®	50...4, 8, 10-11, 13, 15, 18-19
Universal Coping	123
Westport™	97
Yorkstone™	95

## TOPICS OF INTEREST

Borders and Banding, Pavers	130-131
Borders and Banding, Walls	132-133
Classic	26
ColorFusion™	29...53, 77
Construction 101	30
EnduraColor™	26
EnduraColor™ Plus	27
EasyClean™	29...53, 73, 75, 77, 85, 88
Firepits	126...2, 4, 10, 13, 17, 22
Fireplaces	125...4, 11, 13, 18
Grill Islands	129...2, 5, 8, 14, 18, 22
Joint Material	31
Laying Patterns	134
Maintenance	33
Outdoor Idea Center	42
Permeable Pavers	32...61, 67, 89, 98
Pillars	128...5, 10, 13, 16, 18
Design	40...39
Reala™	28...49, 57, 61, 65, 94-95, 111, 120
Retaining Walls	102-119...9, 10, 13, 18, 23
Sealing	33
Ultima™	28...49, 57, 61, 65
Water Features	128...2, 5, 21-22



## ON THE COVER

**PAVER:** Artline (Steel Mountain) with Town Hall (Basalt) accent and Ledgestone (Buff) coping  
**WALL:** Lineo Dimensional Stone (Sierra) with Ledgestone coping, treads and pillar caps

 [SEE VIDEO FOOTAGE AT UNILOCK.COM](https://www.unilock.com)

Unilock Ltd. and Hengestone Holdings, Inc. are the owners or authorized users of all trademarks used in this publication unless otherwise specified.  
Senzo™ and Umbriano® are trademarks of Metten Stein + Design GmbH & Co KG used under license by Unilock®.  
Measurements throughout this portfolio are nominal.  
Not all products shown are available at all Unilock locations. Log on to [Unilock.com](https://www.unilock.com) for availability.  
\*Colors shown in this catalog should be used only as a guide. Colors should always be chosen from actual samples. Contact your local Unilock representative for color availability in your area.  
©2018 Hengestone Holdings, Inc.



# Quality

**FOR US, IT'S PERSONAL**

**O**ver 40 years ago, our founder stumbled upon a unique little European product called the Uni-Stone. Intrigued by the benefits of this revolutionary paving method, he decided to license the product and bring the concept to North America. He purchased a basic paver machine from Europe and hired a small staff to produce the stones.



*Founder Ed Bryant - circa 1972*

In those days, most sales of Unilock® were to large-scale commercial properties and streetscapes. Any lapse in quality would be costly and would jeopardize our owner's personal reputation. So quality was of paramount importance.

From these humble beginnings, through to the multinational company we are today, Unilock has remained a family-owned company that puts quality first. For us, it's not just a matter of dollars and cents, it's our personal reputation that's on the line. Our customers - Homeowners, Contractors, Landscape Designers and Architects, across North America - can rely on us to supply them with **quality product every time.**



We provide a Transferable Lifetime Guarantee on the structural integrity of our paving stones, slabs and retaining wall units for residential use. Any materials installed and maintained to our guidelines, and subject to normal wear, that prove defective, will be replaced without cost. Color matching cannot be guaranteed and replacement labour is not included.





BOSTON  
(508) 278-4536

OHIO  
(330) 927-4000

NEW YORK  
(845) 278-6700

[UNILOCK.COM](https://www.uni-lock.com) | 1-800-UNILOCK

BUFFALO  
(716) 822-6074

MICHIGAN  
(248) 437-7037

ONTARIO  
(416) 646-9000

CHICAGO  
(630) 892-9191

MILWAUKEE  
(262) 742-3890

